

# Remote-learning

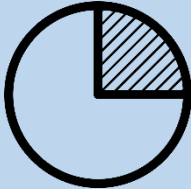


Year Group: Year 1	WEEK BEGINNING: 31.01.22
--------------------	--------------------------

This is an overview of the main areas of learning in Year 1 for this week which will link to the learning going on in school. Please use these as the main activities for remote-learning if your child is unable to attend school during this week.

### Maths – Fractions of a Number

**Lesson 1:** [Making a quarter activity](#)  
**Lesson 2:** [Find a quarter](#)  
**Lesson 3:** [Find a quarter of a quantity activity](#)  
**Lesson 4:** [Find a quarter](#)  
**Lesson 5:** Get a group of items, can you split your items into half and then into quarters. Check that your groups are equal.




**Challenge:**  
**Task 1:** Can you find a set of 12 items in your house? This could be 12 toys, pencils, socks or crisps - anything you like! How many is half of the set? How many is a quarter? Can you group your items by colour, shape or size and show this as a fraction?  
**Task 2:** Complete the Fraction 2Do on Purple Mash.

**Maths Fluency:**  
Time yourself as you say the 2x tables. How quickly can you do this? See if you can improve your time by the end of the week! Don't forget to use your 'Rolling Numbers' to help you.

### Irresistible Learning – Omnivores, Herbivores and Carnivores


This week we are going to be looking at whether an animal is an omnivore, carnivore or herbivore. Have you ever heard of these words before? This simply means what food group an animal belongs to. Use this [video](#) to help you understand about each group more.



**Activity-** Create 3 groups on a piece of paper (omnivores, herbivores, carnivores) can you draw the animals you think belong in each group.  
**Challenge-** Can you correctly write the name of each animal you have drawn underneath- Use your phonics to help you.  
There are also some 2Do's set on Purple Mash to test your new understanding of grouping animals into their correct food group.

### English – Animal Groups

**Lesson 1** – watch this [video](#) to remind you of the pencil grip. This week we are concentrating on the Window Cleaner Family – watch this [video](#) to practise the formation of the Window Cleaner Family.  
**Lesson 2** – Watch this [video](#) about the animals groups we learnt about last week. Write a sentence/s about mammals e.g. Mammals are warm blooded and have live babies.  
**Lesson 3** – Write a sentence/s about fish e.g. Fish have scales and live in water.  
**Lesson 4** – Write a sentence/s about birds e.g. Birds have feathers and lay eggs.  
**Lesson 5** – Write a sentence/s about reptiles e.g. Reptiles are cold-blooded and lay eggs.



**Phonics:**  
Recap the Phase 3 sounds we have learnt by looking at the flashcards on PurpleMash. This week we are learning some more of our phase 5 sounds, watch the videos below to learn each sound:  
o i a e  
Our tricky words are:  
your people their oh Mr Mrs Ms ask  
Can you put each word into a sentence?

**Reading:**  
Read a book from bug club or a story book from home. Is the book fiction or non-fiction? Where do you think the story is set? Have a read....was your prediction correct. What was your favourite part of the story?

### Wellbeing – Time to Talk day Thursday 3<sup>rd</sup> February

Time to Talk Day is the nation's biggest mental health conversation. Taking place on Thursday 3<sup>rd</sup> February, it's the day where friends, families and communities can come together to talk, listen and change lives.

Watch the video 'What makes you happy?' when you click on this link  
<https://www.bbc.co.uk/newsround/44074706>  
Tell your grown up what things make you feel happy.

