


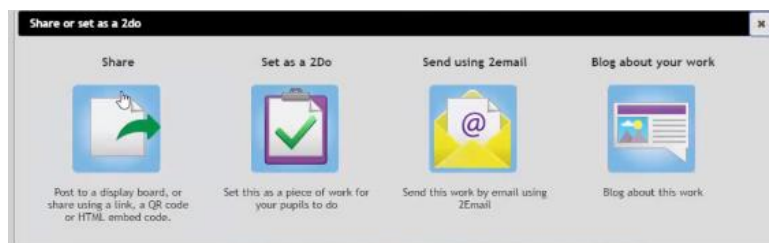
In school, we have recently been lucky enough to see lots of high quality home learning through our Purple Mash 2dos. We would like to share some of these successes with the children through the Purple Mash, Display Board feature. Look out on the overview for which work we would like to be shared for your year group each week.

To Share work

When your child completes a piece of work they can choose to share by pressing the share icon  at the top of their work. This will prompt the child to save their work.

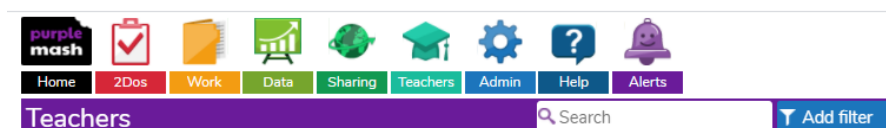


From here they will be asked how they want to share their work, they will need to select Share, to send their work to their display board. It will not be available to see until it has been approved.



Your child's teacher will receive an alert that they have new work to look at and approve.

Once this has happened, work will appear in the year group Display Board, which can be found in Sharing at the top of the Purple Mash home page. None of the children's names or classes will be attached to their work, with only first names being used in comments as needed.



We would love to make our virtual classrooms as colourful and creative as our physical classrooms. So please share your best pieces.