



<b>Year Group: 5</b>	<b>WEEK BEGINNING: 21.6.21</b>
----------------------	--------------------------------

This is an overview of the main areas of learning in Year 5 for this week which will link to the learning going on in school. Please use these as the main activities for remote learning if your child is unable to attend school during this week.

**Maths:**  
**Oak Academy: Measures**  
 Lesson 1 - [Converting between seconds, minutes and hours.](#)  
 Lesson 2 - [Solving problems involving converting between seconds, minutes and hours.](#)  
 Lesson 3 - [Converting between units of metric mass.](#)  
 Lesson 4 - [Solving problems involving converting between units of metric mass.](#)  
 Lesson 5 - [Understanding pounds and converting kilograms to pounds.](#)

**Mental fluency: TTRockstars**  
 Play this [daily 10](#) game to improve fluency.

**\*Challenges\***

**Order**

Order the following from shortest to longest:

400 minutes       $\frac{1}{3}$  of a day

6 hours            18000 seconds

**Explore**

Write these measures in the correct section of the Venn diagram:

pounds   metres   grams   pints   miles

Imperial Measures   Measures of weight


Add some more units of measure

**\*Additional Maths\***  
 There are some **2Dos** set on Purple Mash linked converting measures, imperial units and converting time.

Play [this game](#) to recap measuring in cm.  
 Watch [this video](#) to reinforce your understanding of metric measurements.

**English**  
**Oak Academy: Oliver Twist** – Start at lesson 16 then continue with one lesson per day.

**\*Writing challenge\***



Persuasion – Based on our book Holes, write a persuasive letter to parents to encourage them to send their ‘bad’ child to Camp Green Lake. Remember to make them think it is a great place to correct their behaviours and learn their lesson. Include persuasive features and language suggested in the picture.

Persuasive Writing

<p><b>Introductions</b></p> <p>I think...                  For this reason...                  I feel that...                  It is certain...                  I am sure that...                  In a nutshell...                  I am writing to...                  Of course...                  In the same way...                  On the other hand...                  In this situation...</p>	<p><b>Making your point</b></p> <p>Firstly, secondly...                  Firstly...                  Furthermore...                  In addition...                  Also...                  Finally...                  Likewise...                  Besides...                  Again...                  Moreover...                  Similarly...                  Surely...                  Certainly...                  Specifically...                  If, then...                  Because...</p>	<p><b>Details</b></p> <p>For example...                  In fact...                  For instance...                  As evidence...                  In support of this...  <b>Endings</b>                  For these reasons...                  As you can see...                  In other words...                  On the whole...                  In short...                  Without a doubt...                  To brief...                  Undoubtedly...                  If, then...                  Because...</p>	<p><b>Other Words</b></p> <p>reasons                  arguments                  for                  against                  and/or                  give                  cause</p>
--	---	---	--





**SPaG: Spelling: Homophones and near homophones** – effect, affect, cereal, serial, altar, alter, stationary, stationery, compliment, compliments, signature, shoulder. Complete the Quiz set as a **2Do**.

**Reading: Poetry** - The Listeners by Walter de la Mare – complete lesson [2 here](#) to use strategies to identify key vocabulary and begin to understand the poem further.


**Reading for pleasure** - Log into [Bug Club](#) and read your allocated books and have a go at answering the questions. Read the latest edition of the First News newspaper [here](#) - you will find lots of interesting articles and reports on a range of interesting topics. *Your parents will need to sign up to the **free subscription first**.*

**Irresistible Learning (Topic) – Stars and Stripes**

**DT:** Now that you have researched and created a paper model of your chosen landmark. Make your model using any resources you have at home. **Share a photo of your paper model to our Y5 display board.**

**Science: Forces**  
[Forces](#) - complete lesson 3 and 4 to learn about contact forces and non-contact forces.



**Wellbeing - Get Active**

It is so important for our wellbeing that we keep active. Use the Junior Park run warm up [here](#) or complete this fitness bingo activity sheet [here](#) to give you ideas of how you can stay fit when at home.

Here are some other popular links that you might enjoy:

- [BBC Supermovers KS2 Wellbeing](#)
- [PE with Joe](#)

