








Year Group: Year 1	WEEK BEGINNING: 03.05.21
--------------------	--------------------------

This is an overview of the main areas of learning in Year 1 for this week which will link to the learning going on in school. Please use these as the main activities for remote-learning if your child is unable to attend school during this week.

<p>Maths - Money</p> <p>This week we will be looking at money. Complete one of the following Oak Academy lessons each day. There are some optional worksheets for you to have a go at, they are set as 2Do's on PurpleMash.</p> <p>Lesson 1: Comparing the value of coins Lesson 2: Coins and notes Lesson 3: Counting money in a set of coins Lesson 4: Revisiting the value of coins Lesson 5: Change from a pound</p>  <p>Challenge: Task 1: Choose a number between 20 and 50. How many ways can you make that number using different coins? Task 2: Have a go at the money 2Do's on PurpleMash.</p> <p>Mental Fluency: Practise your counting to 100. Time yourself counting from 0-100. How long did it take you? Can you get quicker throughout the week? Challenge: can you count backwards from 100.</p>	<p>English – Oak Academy – Jack and the Beanstalk: characters, mood, problems</p> <p>Complete one lesson per day (Lesson 6-10).</p> <p>*Additional Writing Task* - History of the Seaside</p> <p>Task 1: Read the 2Do Seaside Information Past and Present. What differences do you notice between the seaside holidays in the past and the seaside holidays in the present?</p> <p>Task 2: Using what you learnt yesterday write some sentences about the difference between things now and then at the seaside. E.g. People used to go by train to the seaside. Now most people go by car.</p> <p>Task 3: Draw a picture of the seaside now and the seaside then. Add labels to your pictures to explain what you have drawn. Challenge: can you write a sentence to go with your pictures?</p> <p>Task 4: Have you ever been to the seaside? If you have been to the seaside write a sentence/s about what you liked about the seaside. If you haven't been to the seaside write a sentence/s about what you would like to do if you went to the seaside.</p> <p>Phonics: Recap your phase 3 sounds by watching this video.</p> <p>This week we are recapping two of our Phase 5 sounds. Click on the links to recap the sounds: ey and au. What words can you think of for these sounds? Think of 3 real ones and come up with 3 alien words for these sounds. Practise some of your tricky words by singing this song. This week we are recapping the tricky words oh and Mrs. Can you put our tricky words into sentences?</p>  
<p>Irresistible Learning- Geography (Map Symbols)</p> <p>This week we are learning all about maps. Lots of maps have different symbols on to show different objects or places of interest. Look at the map to the side, what symbols can you see? We can see a P, a boat and a caravan, what do you think these symbols mean?</p> <p>Task: We would like you to create your own map; this could be a map of your garden, your house or your local area.</p> <p>What symbols would you put on your map? You can use symbols for things you may go past e.g., a shop, post box, traffic lights, park etc. We are looking to seeing how creative you can be with your symbols! Below are some examples.</p>   <p>Remember you we love to see your work so don't forget you can send it to your teacher via 2Email or upload it to your file on PurpleMash or the display board named. Year 1 Map work.</p>	<p>Reading: Choose a book from Bug Club or one from home. What was your favourite part of the book and why?</p> <p>Wellbeing - Sun Safety</p> <p>This week is National Sun Awareness Week. We have been lucky to enjoy some warmer weather recently but it's always good to be reminded about safety in the sun too. Click here to watch a video about the sun's harmful UV rays. After watching the video talk to someone in your family about what you have learnt about sun safety and the different types of UV rays that come from the sun. Come up with a plan, or you might want to create a poster, for how you can stay safe in the sun this summer!</p> <p>Perseverance is the school value that we are focussing on this week – remember to always do your best and to keep going, even when things are tricky. You could have a go at an activity at home to learn about perseverance: practise hitting a ball with a tennis racket, have an egg and spoon race with someone at home or try throwing and catching a small ball to yourself.</p> 