



Year 1 – Week 11 – Weekly Activities

**Topic**

As a nice end to the year we thought you would all enjoy creating a Pirate Map Wrap. Have a look at this [video](#) to see how they have created theirs or you can just have a go on your own using your favourite ingredients.

Have fun – we look forward to seeing your creations! You will see there is an option to draw us your map on 2Paint a Picture in your 2Do's.



**TIP: you can use anything as your map base e.g. a pitta, a piece of bread, a pizza base etc.**

**Science**



This week we have another science experiment for you to have a go at. Have you heard of 'dancing milk'? What do you think it might be? Have a guess now. Write your prediction down on a piece of paper.

Now let's have a look at the [experiment](#). You will need:

- Milk
- Food colouring
- A plate
- Washing Up Liquid

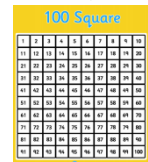
**TIP: Make sure you have a grown up to help you. Put the milk on the plate first, then add drops of food colouring. Put a little bit of washing up liquid on a stick and put it in the milk.**

Once you've had a go at the experiment. Have a think:

- What happened to the food colouring?
- What do you think would happen if you added more washing up liquid?

**Maths**

**Fluency**



Ask someone in your family to pick a number between 1-100. Can you tell them what one more and one less is?

**Challenge**

Can you tell them ten more or ten less than the number?

**Oak Academy - Week 12**

Complete the tasks given over the week.

[One lesson per day.](#)

**Challenge**



Can you remember the different ways you can measure objects (standard & non-standard)? Using these measurements go round your house and measure different objects. Which is the longest/shortest? Which is the tallest/smallest?

**TIP: standard – ruler, tape measure etc.**

**Non-standard – hand, shoe, lego etc.**

**Computing**



Have a go at choosing the smallest and biggest items on this '[at the beach game](#)'.

Sign into **PurpleMash**. Click on Mathematics. In the **search** bar type in **measurement**. Play any game that comes up that starts with '**find the.....**'. The games have been set as **2Dos** on your account.

**English**

**Oak Academy - Week 12**

Complete the tasks given over the week.

[One lesson per day](#)

**Challenge**

We know you have all worked hard with your phonics this year. This week we would like you to be the teacher! Can you teach someone in your house 5 sounds (one each day) that you have learnt this year?

**TIP: Remember to use your robot arms and think of different words that may have these sounds in.**

**Phonics**

Letters and sounds – practise various sounds using this [link](#).

Can you make your own Phonics game up and teach it to someone in your house? It can be a game that you have already learnt in school or one that you have made up.

**TIP: You can use alien and/or real words.**

**The Rainbow Fish** – This is our favourite book - [The Rainbow Fish](#)



[Fish](#). After you've watched the story, make a list of all the kind things that you have done this year. We know that you have all done lots of kind things when we did our random acts of kindness. See how many different fish you can draw in your fish tank on **PurpleMash** (see 2Dos).

**Story Time** – can you pick out your favourite story and either read it to someone or have someone read it to you. Why is it your favourite story?

**Wellbeing (Keep Learning)**

**Transition – Looking ahead**

Take time this week to think about moving to your new year group. Use these sentence starters to help you:


I am most looking forward to...

In one word I feel...

I am going to try and improve in....


**The future is bright...**

Draw and decorate a pair of sunglasses. Inside the lenses draw some lessons or activities you are looking forward to in your new year group.



**Music**

Sing another of our favourite songs 'Be the Change'



**PE** To practise your alphabet, this week we would like you to create the letters from the alphabet using your body. See how many different letters you can create. You may need to ask someone in your house to help you correctly form part of the letter.

**TIP: write the alphabet down first to help you.**