




Home-learning



Year Group: 3	WEEK BEGINNING: 29/11/21
---------------	--------------------------

This is an overview of the main areas of learning in Year 3 for this week which will link to the learning going on in school. Please use these as the main activities for home-learning if your child is unable to attend school during this week.

<p><u>Maths</u> Oak Academy – Begin the unit on Multiplication and Division, completing one lesson each day (lessons 1-5) Click here</p> <p>Lesson 1 – recalling the 3 times table Lesson 2 – recalling the 4 times table Lesson 3 – using arrays to represent the 3 and 4 times table Lesson 4 - understanding multiplication can be completed in any order Lesson 5 – using bar models to represent known times tables</p> <p>Mental fluency – TTRockstars</p>	<p><u>English</u> Oak Academy – begin the narrative unit on the BFG by clicking here. Complete one lesson each day (6-10).</p>  <p>Extra writing challenge: Watch The Pirate Cruncher. Now have a go at creating your own mysterious character based on The Fiddler. Draw a picture of them and then use some noun phrases and adjectives to describe them. Remember to use commas to separate adjectives e.g. The old, mysterious Fiddler played on his ancient, tuneful violin. You could send your work to your class teachers using 2email on Purple Mash.</p> <p>Reading: log onto Bug Club to see what books you have been assigned by your class teacher.</p>
<p>Irresistible Learning: Pirates We are looking at some different information about pirates. Take a look at some pirate clips and information by clicking here.</p>  <p>Log into Purple Mash through RM Unify and complete the ‘All About Pirates’ 2Do. Your task is to create an information text explaining everything you know about pirates.</p> <p>Music: Listen to these pirate songs and see if you can learn one.</p>	 <p>Spelling: Log into Purple Mash and you will find your spelling list has been set as a 2do. There is also a spelling quiz for you to complete.</p> <p>Wellbeing – Belonging to a community Take part in this Oak Academy lesson to discover what it is like to be part of a community. Follow the instructions in the video to create a coat of arms showing all of the different groups and communities that you belong to. You could send your work to your class teachers using 2email on Purple Mash.</p> 