




Year Group: 5 **WEEK BEGINNING: 23.5.22**

This is an overview of the main areas of learning in Year 5 for this week which will link to the learning going on in school. Please use these as the main activities for remote learning if your child is unable to attend school during this week.

Maths:
Oak Academy: Fractions
 Lesson 1 – [To understand pictograms](#)
 Lesson 2 – [To construct pictograms](#)
 Lesson 3 – [To understand bar charts](#)
 Lesson 4 – [To construct bar charts](#)
 Lesson 5 – [To understand time graphs](#)

Challenges

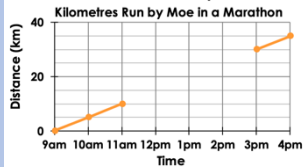
7b. Mary is creating a line graph to show the average speed of a car in a 10 minute period.



The average speed of the car was 23mph at 1 minute. It reached its maximum speed of 59mph at 10 minutes. I will use intervals of 25mph for the speed axis.

Will her line graph work? Draw a line graph to help you explain why.


8a. Part of this line graph is missing. It should show from 9am to 4pm.



Kilometres Run by Moe in a Marathon

If the graph continues in the same way, when would Moe have run 25 km? Draw the completed line graph.


Mental fluency: [TTRockstars](#)
 Play this [daily 10](#) game to improve fluency.




Irresistible Learning (Topic) – Stars and Stripes

Repeating Images

Andy Warhol used repeated images of famous people in different colours to create some of his most famous portraits.





Art: Andy Warhol – Use [this link](#) to find out who this artist is and [this link](#) related to some of his paintings. Have a go at creating your own repeating image using bright colours.

Science: Use [this video](#) to recap what you know about the life cycles of different organisms. Use this link and watch the different videos to review your learning. If there is a quiz, you can complete this as well to see how much you can remember. Present your work on the 2Do set to showcase your learning from our animals and humans topic.

English
Oak Academy: [Oliver Twist](#) – Start at lesson 1 then continue with one lesson per day.

Writing challenge
 Discussion Text – Watch [this video](#) to remind yourself how to write one. Using your plan from last week, write a discussion text about ‘Watching television is a waste of time.’ Remember to include: introduction, arguments for and against and a conclusion. You need to use causal conjunctions, third person, formal language, statistics and cohesive devices.



SPaG: Spelling: – Practise spelling these words: wrangle, wrath, wreak, wrinkle, wriggle, wrist, answers, wren, wrong, writhe.

Complete the spelling **2Do** quiz on Purple Mash too.

Apostrophes – use [this lesson](#) to revise using apostrophes.

Reading: Read chapters 8 and 9, complete the activity sheet set as a **2Do**: Letter home.

Reading for pleasure - Log into [Bug Club](#) and read your allocated books and have a go at answering the questions. Read the latest edition of the First News newspaper [here](#) - you will find lots of interesting articles and reports on a range of interesting topics. *Your parents will need to sign up to the [free subscription first](#).*

Wellbeing – The Queen’s Jubilee

The Queen’s 70th jubilee is this year. Use this [website](#) to find out more information about our Queen and the jubilee. This [news article](#) also has facts about the Queen. To celebrate the jubilee below are a few suggested activities:

- Create and make your own special jubilee recipe for a sweet or savoury dish.
- Find out about key historical events that have happened in the last seventy years
- Design a poster
- Make a jubilee hat
- Design a Platinum Jubilee logo or mascot
- Plan a jubilee picnic or garden party

We hope you can enjoy this special time.

