








Year Group: Nursery	WEEK BEGINNING: 26/4/2021
---------------------	---------------------------

This is an overview of the main areas of learning in Nursery for this week which will link to the learning going on in school. Please use these as the main activities for remote learning if your child is unable to attend school during this week. Please send us any photos of the activities you do through "Evidence Me"

<p><u>Number, shape & measures:</u></p>  <p>Number of the Week: 2 Watch: Number 2</p> <p>Show 2 fingers, which body parts do we only have 2 of? [eyes, ears, legs, arms etc] See if you can write the number 2.</p> <p>Counting: See if your adult can draw a ginger bread man. Use sweets, counters, small paper circles to put on your gingerbread man for buttons. Can you put 3 on? Can you put 5 on? Can you put 7 on?</p> <p>Shape of the Week: Square </p> <p>What things can you find that are a square shape at home? Can you try and draw a square? How many sides does it have? How many corners?</p>	<p><u>Communication, language & literacy</u></p> <p>Word of the Week: Bake</p> <p>Reading We are sharing the story of The Gingerbread Man this week. Listen to the story together The Gingerbread Man Who did the Gingerbread Man run away from? What happened at the end of the story?</p> <p>Phonics This week we are learning the sound 'p' Listen to this song Jolly Phonics Song p See if you can do the action and say the sound. Can you think of anything that begins with 'p'? [pig, pink, pin, pot] Have a look for some objects around your house that begin with 'p' You can also watch this video on Scrap phonics letter p Espresso then Foundation-Literacy-Phonics-Scrap Phonics</p> <p>Writing/Mark Making: Get your adult to draw a gingerbread man for you. Can you draw a face on it and some buttons? See if you can draw some zigzags on the arms and legs like in this picture.</p> 
<p><u>Irresistible Learning Topic:</u> Knock, Knock, Who's There?- The Gingerbread Man</p>  <p><u>Colour- Black</u></p> <p>Our new topic for this term is all about traditional stories. This week we are reading The Gingerbread Man. Have a listen to this piece of music in relation to the story Melody-Gingerbread-man</p> <p>Activity 1 See if you can design and/or make your own gingerbread man. You could make one out of playdough or draw and colour one. What things are you going to add to it?</p> <p>Activity 2 Have a go at baking a gingerbread man using this recipe Gingerbread Man Take a photo and send your creations to us via Evidence Me.</p>	<p><u>Wellbeing- Respect and Honesty</u></p> <p>What does being honest mean? Why do you think it's important?</p> <p>It is also really important to respect each other and our planet. Watch this video about respecting the planet we live on. How can you help look after the world we live in?</p> 

*Espresso Login- Student30261 Password- penguin