




Year Group: 4 | **WEEK BEGINNING: 24/1/22**

This is an overview of the main areas of learning in Year 4 for this week which will link to the learning going on in school. Please use these as the main activities for remote learning if your child is unable to attend school during this week.


Maths: WhiteRose – Division
 L1 – Divide 2 digit by 1 digit – [click here](#)
 L2 - Divide 2 digit by 1 digit (1) [click here](#)
 L3 - Divide 2 digit by 1 digit (2) [click here](#)
 L4 - Divide 2 digit by 1 digit (3) [click here](#)
 L5 - Divide 3 digit by 1 digit [click here](#)

Challenges
 Use <, > or = to complete the statements.
 69 ÷ 3 ○ 96 ÷ 3
 96 ÷ 4 ○ 96 ÷ 3
 91 ÷ 7 ○ 84 ÷ 6

Mental fluency: TTRockstars

Additional maths
 Complete **2dos** set on Purple Mash linked to dividing.
 Play **'Hit the Button'** and **daily 10** to practise your times table and division facts.

Eva has 96 sweets. She shares them into equal groups. She has no sweets left over. How many groups could Eva have shared her sweets into?

Irresistible Learning Topic –Pharaohs and Pyramids
History: What was life like for the ancient Egyptians?
 Visit **BBC Bitesize** ([click here](#)) to learn more about what life was like thousands of years ago for the Ancient Egyptians.
Task: Compare your lives to those of the Ancient Egyptians. Pick 2 or 3 points and explain how and why they are different from your experiences today.
 For example, a packed lunch in Ancient Egypt was very different to one you might take to school today. Instead of tasty treats and snacks, they had simple lunches made of food that they had available to them (fresh bread, grapes and garlic).
 • [Click here](#) for an additional video with further facts and information.



French: Copy and learn each month of the year below in French.
 janvier = January février = February mars = March avril = April mai = May
 juin = June **Fill in the missing letters:** 1) j_nv_er 2) f_vr_er 3) m__s 4) a_r_l
 5) m__ 6) ju__

English: Oak Academy: Narrative: BFG - [click here](#) (complete lessons 9-13)

***Writing Challenge* - The Egyptian Cinderella**
 What is a play script and what are their features? – Use [this website](#) to find out. Look at this playscript (zoom in) – can you find all of the features listed?

SPaG
 Complete grammar lesson 4 – To explore functions of fronted adverbials– [click here](#).

Spelling - Please complete the **2do Quiz - Spri 1 – Wk 3** and look, cover, say, write sheet on PM.


Reading
 Log into [Bug Club](#) and read your allocated books and have a go at answering the questions. Read the latest edition of the First News newspaper [here](#) - you will find lots of interesting articles and reports on a range of interesting topics. *Your parents will need to sign up to the free subscription first.*

Can you find the play script features in the text here?

Scene number and title	Scene 7 – A Mad Tea Party The Mad Hatter, Dormouse and Hare are sitting at a table having afternoon tea.
Selling description	Narrator: Look and lovely, Alice continued towards the sound. She didn't know what to expect when she reached a clearing... (Alice enters the scene, stage left)
Speaker's name, followed by a colon (:)	Mad Hatter: It's you. (exasperated)
Stage directions in brackets	Dormouse: (grips and throws his hands against his head) No it's not! Hare brought us the wrong Alice
Speech – without inverted commas	Hare: You're absolutely Alice, I'd know you anywhere.
Present tense	Mad hatter: (to the rest of the characters at the table) It's the wrong Alice! I'd know him anywhere! (Dormouse and Hare laugh manically) Well, as you can see we're still having tea. You're terribly late you know... naughty.
	Alice: I'm incredibly intrigued.

click the different colours to show the answers

Wellbeing – The Big Garden Bird Watch takes place from **28th-30th January**.
[Click](#) to have a look at the RSPB website where you can sign up. It is simple to take part you just have to spend an hour counting the birds that you see in your garden or from your window. You could take part as a family and join in with the world's largest wildlife survey. There are lots of resources on the website to help you identify different birds along with things to make and activities that you could do as a family.



Most of all have fun taking notice of the world around us.