

Remote learning EYFS



Year Group: Reception	WEEK BEGINNING: 26/4/2021
-----------------------	---------------------------

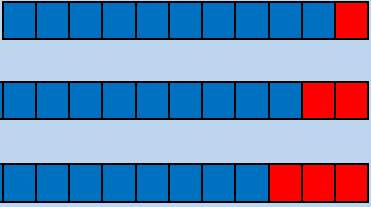
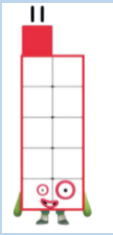
This is an overview of the main areas of learning in Year Reception for this week which will link to the learning going on in school. Please send pictures of your child's work to their teacher via Evidence Me.

Number, shape & measures:

Number of the week: 11. Watch [Numberblocks](#) about the number 11. Can you make a collection of 11 items?

Shape of the week: cone. Listen to this song about a [cone](#). Can you make a cone shaped party hat?

Challenge: Use some building blocks that you have at home. Make a tower of 10 using one colour. Now choose a second colour and add one more to make 11. Keep adding one more until you reach 19. Each time you make a new number, talk about what you notice. What is the same as the number before? Maybe you will notice that there is still 10 of your chosen colour. What is different this time? Maybe you will notice that your second colour has changed in its amount.





The World/topic Irresistible Learning Topic: Growing- Seeds

Listen to the story [Jack and the Beanstalk](#).

Activity 1: On Espresso search 'A plant's life cycle' and read the book. You can also have a go at the activity to. Discuss what you know about growing plants and what helps them to grow. Watch [this video](#) of a seed growing.

Can you draw some pictures to show the stages of a seed growing?

Activity 2: What flowers and plants can you see in your house or out of your window? Can you draw what you can see? Maybe you could add some colours, remember to think carefully about the colours that you can see.



Communication, language & literacy:

Word of the week: Environment

Phonics:

Lesson 1 [Revisit the /ee/ sound](#)

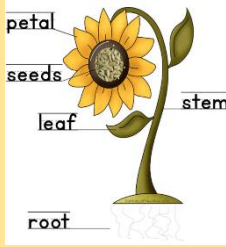

Lesson 2 [Revisit the /igh/ sound](#)

Lesson 3 Write some words that have the /ee/ and /igh/ sound in. Practise reading the words. Can you put them into a sentence?

Lesson 4 Read the tricky words **my** and **you**. Can you put them into a sentence? Write them on flashcards to practise reading.

Reading: Read some of your books on [Bug Club](#). Is this a fiction or non-fiction book? Can you use the pictures to tell your own story?

Writing: Draw a flower and add labels to the different part of the plant. You might include petals, stem, roots, leaf. Use your phonics when writing these words and listen carefully to the sounds you can hear.



Wellbeing –

This week our whole school themes are **respect** and **honesty**.

Watch [this video](#) about respecting the planet we live on.

You might remember the song 'We've All Got Rights' (UNICEF) – [click here to listen](#). Can you join in with some of the words?

