


# Remote Learning EYFS



|                       |                           |
|-----------------------|---------------------------|
| Year Group: Reception | WEEK BEGINNING: 14/3/2022 |
|-----------------------|---------------------------|

This is an overview of the main areas of learning in Reception for this week which will link to the learning going on in school. Please use these as the main activities for remote learning if your child is unable to attend school during this week. Please send us any photos of the activities you do through "Evidence Me"

**Number, shape & measures:**  
**Number of the week:** 9.  
Listen to [this song](#) about the number 9.  
What facts do you know about number 9? Can you say what one more and one less is? Is the number odd or even?




**Shape of the week:** Pyramid and Triangle  
A pyramid is 3D. A triangle is 2D. What else do you know about these shapes? Watch [this video](#) about a pyramid.

**Activity:** PRIOR TO THE ACTIVITY, HIDE 10 OBJECTS AROUND THE ROOM.  
Mark out a large 10 frame on the carpet (you could use 10 pieces of A4 paper and arrange them like a tens frame). Ask the child to hunt for the objects around the room. Each time they find one they have to place it on the frame. Stop at different points to discuss how many have been found and how many are left to find.



|  |  |  |  |  |
|--|--|--|--|--|
|  |  |  |  |  |
|  |  |  |  |  |

**Communication, language & literacy**  
**Word of the Week:** Illustrator  
**Phonics**  
**Lesson 1:** [Learn /air/](#)  
**Lesson 2:** [Learn /er/](#)  
**Lesson 3:** Tricky words- **are, sure, pure**  
Revisit the tricky words and practise reading them. Can you spot them in other books?  
**Reading:** *Read these sentences. Can you spot the digraphs? (Remember 2 letters, 1 sound)*  
*The chair was in the air!*  
*I was as high up as the ladder.*  
*My rabbit needs a bigger carrot.*  
**Writing:**  
Here are some words- **chair, fair, letter, hammer, bigger, rabbit, hidden, kitten**  
Encourage your child to write these words by using their segmenting fingers to identify how many sounds are in the word. This will then help them to write the sounds they need to build the word.



**The World/topic** Irresistible Learning Topic: Julia Donaldson


**Activity 1:** Read some of the books written by Julia Donaldson.  
[Stick Man](#) [A Squash and a Squeeze](#) [The Smartest Giant In Town](#) [The Gruffalo](#) Axel Scheffler is the illustrator in many of the books written by Julia Donaldson.



**Activity 2:** Watch [this video](#) of him drawing some of the characters from The Gruffalo. Can you have a go at drawing some of the characters that you like from the books you have read; you might turn them into puppets.

**Wellbeing- Being happy: Comic Relief- Friday 18th March**  
On Friday 18<sup>th</sup> March it is **Red Nose Day** (you can find more information on the Comic Relief website [click here](#)). On Sunday 20<sup>th</sup> March it is **International Happiness Day**. Here are some ideas you can do at home linked to these special days:

- Draw a happy face to make someone smile.
- Visit the Newsround website ([click here](#)) - scroll down and watch the video to find out what makes some children happy.
- Watch the 'Small Smurfs Big Goals' video linked to International Happiness Day ([click here](#)).



\*Espresso Login- Student30261 Password- penguin