




Remote-learning



Year Group: Year 1	WEEK BEGINNING: 07.03.22
--------------------	--------------------------

This is an overview of the main areas of learning in Year 1 for this week which will link to the learning going on in school. Please use these as the main activities for remote-learning if your child is unable to attend school during this week.

<p>Maths – Money</p> <p>This week it is all about money. Complete one lesson per day:</p> <p>Lesson 1: Recognising Coins</p> <p>Lesson 2: Recognising Notes</p> <p>Lesson 3: Counting in Coins (Activity)</p> <p>Lesson 4: Counting in Coins</p> <p>Lesson 5: Complete the Money 2Do's on PurpleMash</p>  <p>Challenge:</p> <p>Can you make your own shop at home? Find 5 items that you will sell in your shop and give them each a value below 20p. What is the total of 2 items together? What is the total of 3 or 4 items? Can you work out how much all of your items will cost if added together?</p> <p>Mental fluency:</p> <p>Practise your 2-, 5- and 10-times table.</p>	<p>English – The Enormous Turnip</p>  <p>Lesson 1 - Watch the story of The Enormous Turnip. Can you create a story path to show the different characters that appear in the story, make sure you put them in the correct order.</p> <p>Lesson 2 – Draw two characters from the story and write 2 adjectives to describe each character. Extension: can you then put your adjectives into a sentence using the correct punctuation.</p> <p>Lesson 3 – Have a think about what you think the characters might say about having to pull the turnip out. Write a sentence to show what you think the old lady and the dog might say when they are helping to pull the turnip out.</p> <p>Lesson 4 – Have a go at re-enacting the story, think about the different voices you could use for the different characters and the actions that you could do to go alongside what you are saying.</p> <p>Lesson 5 – Watch this video to remind you of the pencil grip. This week we are concentrating on the Window Cleaner Family – watch this video to practise the formation of the Window Cleaner Family.</p> <p>Phonics:</p> <p>Recap the Phase 3 sounds we have learnt by looking at the flashcards on PurpleMash. This week we are continuing with our Phase 5 sounds:</p> <p>y ea wh ou</p> <p>We are learning the tricky words:</p> <p>want. water. any. many. again</p> <p>Can you put each word into a sentence?</p> <p>Reading:</p> <p>Read a book from bug club or a story book from home. Where do you think the story is set? After you have read the book have a think, if you could change the ending what would you change it to?</p>
 <p>Irresistible Learning – Science (Materials)</p> <p>This week in topic we are going to be learning about everyday materials and their properties. Do you know any materials already? Have a look around your room and see if you can guess what materials objects are made from.</p> <p>To help you learn more about everyday materials and their properties use this video to support your learning.</p> <p>Task 1- We would like you to go on a material hunt! Look around your house and see how many different everyday materials you can find. Can you sort these objects into the correct groups e.g., wood, plastic, metal, paper etc</p> <p>Task 2- Today we would like you to use your sense of touch for this activity. Have a look at the objects you have sorted, this time we would like you to have a go at explaining the properties of the materials e.g., soft, rough, hard, smooth etc.</p>	<p>Wellbeing – Being Mindful</p> <p>This week, we want to take time to think about some of the things we are looking forward to.</p> <p>Use a real jar or create your own picture of a jar like the one in this picture.</p> <p>Decide on your theme – <i>jar of laughter, jar of hopes and wishes, jar of dreams etc.</i></p> <p>Decorate your jar and add ideas to the jar of things that make you happy, or things that you would like to do.</p> 