








# Remote learning EYFS



Year Group: Reception	WEEK BEGINNING: 11/1/2021
-----------------------	---------------------------

This is an overview of the main areas of learning in Year Reception for this week which will link to the learning going on in school. Please use these as the main activities for remote learning if your child is unable to attend school during this week. Please send pictures of your child's work to their teacher via Evidence Me. \*(Espresso Login: Username: Student30261 Password: penguin)

<p><u>Number, shape &amp; measures:</u></p> <p><b>Lesson 1 :</b> <a href="#">Number of the week: 5</a> – Can you make your own Numberblock? You could use blocks or draw a picture. Will your number 5 be in a straight line or will it make a shape? Shape of the week: <b>cylinder</b> – Watch this <a href="#">video</a>. Can you find any cylinders in your home?</p> <p><b>Lesson 2:</b> Have a teddy bears picnic. Give the teddy bears snacks such as fruit or crackers. Is it fair? Now can you share it out fairly?</p> <p><b>Lesson 3:</b> Make yourself some dotty cards with 1, 2, 3, 4, and 5 dots on them. Mix them up, can you quickly put them back in order?</p> <p><b>Lesson 4:</b> Use your dotty cards from yesterday. Can you make the number in a different way? You could count out a number of toys or crayons to match the card.</p> <p><b>Lesson 5:</b> Can you join in with <a href="#">this video</a>? See if you can quickly recognise the number that is represented.</p>	<p><u>Communication, language &amp; literacy:</u></p> <p><b>Word of the week:</b> Temperature</p> <p><b>Phonics:</b></p> <p><a href="#">Lesson 1</a> Learn the /w/ sound <a href="#">Lesson 2</a> Learn the /x/ sound <a href="#">Lesson 3</a> Learn the /y/ sound</p> <p>Watch <a href="#">this episode</a> of Alphablocks called 'Zap'.</p> <p><b>Tricky words- we, me, he, she.</b> Write these words on flashcards and practise reading them.</p> <p><b>Reading:</b> When reading, answer these questions: Look at the front cover. Can you predict what might happen? Can you retell the story to your grown up?</p> <p><b>Writing:</b> Can you write these words? Can you put them into a sentence e.g. The red mat. What sounds do they begin with?</p>
<p><u>The World/topic</u>      <b>Irresistible Learning Topic:</b> Winter</p> <p>Listen to the story <a href="#">‘The Gruffalo’s Child’</a>. What animals did the Gruffalo’s Child meet along the way? Can you draw pictures of the animals? On <a href="#">Espresso</a> search ‘Winter’. Watch the foundation video to learn more about winter. What clothing would you wear during winter? What animals might you see? Can you draw them and write some the sounds you can hear in their names?</p> <p> Create a winter scene. You might use crayons, paints or even some of your toys!</p>	<p>    </p> <p><b>Kinetic Letters-</b> Practise the letters /h/ and /n/ (Please see Evidence Me for support)</p> <p><b>Wellbeing-</b> What things make you feel happy? Can you draw a smiley/happy face? What things are you looking forward to doing again when you can?</p> <p>Have a go at this <a href="#">Freeze Dance</a> activity to keep active and as a bit of fun .</p> 

\*Espresso Login- Student30261 Password- penguin