

Remote learning



Year Group: 5 | **WEEK BEGINNING: 18.1.21**

This is an overview of the main areas of learning in Year 5 for this week which will link to the learning going on in school. Please use these as the main activities for remote learning if your child is unable to attend school during this week.

Maths

Oak Academy: Fractions

- Lesson 1 – What is a fraction? [Click Here](#)
- Lesson 2 – Representing fractions [Click Here](#)
- Lesson 3 – Equivalent Fractions [Click Here](#)
- Lesson 4 – Tenths and Hundredths [Click Here](#)

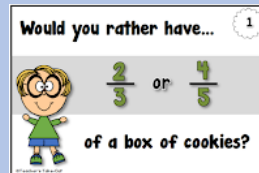
Mental fluency: [TTRockstars](#)



****Challenge****

Additional Maths


There are several 2Dos set on Purple Mash linked to fractions to support your learning with the Oak Academy lessons. Complete after Oak lesson 1: finding matching expressions and Fraction bar. Complete after Oak lesson 3: Unit fractions on a number line 2. Complete after Oak lesson 4: tenths and hundredths and equivalent fractions.



Irresistible Learning (Topic) – The Greeks

Task 1 – Do you know where the ‘Ancient Greeks’ fit into the British and World History timeline? Have a look at the poster on Purple Mash set as a 2do (you may need to zoom in). Is it where you expected it to be? On Purple Mash, there is a 2do set with a timeline in a mixed order on page 1– can you put these in chronological order? Use page 2 to check if you were correct. Use [this website](#) to have a look at the Ancient Greece timeline in more detail and have a go at the quiz at the end.

Task 2 – Have a look at the Greek alphabet and here is a [song](#) you can listen to try and help you learn it. What are the differences and similarities between our modern day alphabet compared to the Greek one? Can you write your name using the Greek alphabet?



Task 3 – There is an Ancient Greek document set as a 2do, have a look at the information on page 1, there are some useful websites on page 2 to use and complete the activities on page 4 and 5 using page 3 to help. **Using 2email in Computing on Purple Mash, send us any completed work.**

Science: Watch [this video](#) and [this video](#) to learn about what the Earth and the Sun are and have a go at the mini activities after each video.

English

Oak Academy: Non-Chronological reports

[How to Train your Dragon](#) - Start at lesson 16 then continue with one lesson per day.


**Additional writing **

Narrative – Myths and Legends – Read (set as a 2do on Purple Mash) or [watch](#) the story of the Trojan Horse and retell the story in your own words. You can do this on paper and email it to your class teachers using 2email or you can complete it on the 2do set. Remember to use adventurous vocabulary, expanded noun phrases and a variety of sentence types and openers.



SPaG: Grammar: Complete the Magic School 2do to practise using relative clauses, remember they need a relative pronoun (who, which, whose, whom, that). **Spelling** – Practise the -ial spellings using the 2do set on Purple Mash. These are this week’s words: partial, essential, potential, substantial, confidential, residential, influential, impartial, initial. Tricky words: controversy, awkward and curiosity.

Reading: On Purple Mash, set as a 2do, you will find the whole book, ‘Who Let the Gods Out’ as a PDF. Please read only chapter 2 and answer the questions based on this chapter, set as a 2do – you can write on this document, save it and send it via 2email to your class teachers.



Reading for pleasure - Log into [Bug Club](#) and read your allocated books and have a go at answering the questions.



Wellbeing

Asking both sides of the brain to work together can help you to feel calm. Use these exercises when you need a brain break.

- Pass a beanbag/bottle from your left hand to right hand, keep the receiving hand fixed in place so the giving hand has to pass the midline.
- Use your right hand to draw a lazy 8 (an 8 on it’s side) in the air in front of you so that your hand crosses the midline. Repeat with your left hand.
- Place your right hand on your left foot and then repeat left hand to right foot.

