

Year 4 – Week 9 – Weekly Activities
Topic: River Deep, Mountain High
Geography - Why are mountains so dangerous?

Climbing mountains is incredibly dangerous. Sadly, at least 11 people lost their lives last year trying to climb Mount Everest. Every climber risks their life every time they attempt to climb a mountain.


Activity 1: Design a warning sign for climbers.

What are some of the dangers when mountain climbing? If you can, watch [this](#) CBBC clip with Steve Backshall to learn more. Signs need to give important information quickly. Think about signs you see every day. What do they mean? Why do they use certain colours and shapes?



TIP: We know mountains can be extremely cold places! How might this make an extremely physical challenge more difficult?

Activity 2: Should people be allowed to climb mountains?

Write a discussion text looking to create a balanced argument about this issue. You should include an introduction, arguments for and against, and a conclusion.

TIP: Click [here](#) to watch a BBC clip reminding you of features used in a discussion text.

Science – Does air have weight?

[Here](#) is an exciting activity to investigate the weight of air. You'll need a stick, 3 equal pieces of string and 2 balloons. Tie one piece of string to the middle of the stick so it balances. Tie each balloon to each end of the stick. The balloons should balance. Carefully burst one balloon and watch what happens to the level of the stick. Is it still level or is the full balloon heavier? **Draw what happens.**



TIP: You can watch this video [here](#) if you don't have the equipment at home.

Maths
Oak Academy – Week 10

Click [here](#) to access a maths lesson once a day. Complete the maths quiz, main activity and final quiz.

Challenge


What if three monkeys ate 24 nuts, with each of them eating a different even number of nuts?

- How many nuts did each of the monkeys eat?
- Find as many different ways to do it as you can

Arithmetic practice – Have a go at [this](#) mental maths quiz on the first page. Mark your work using the answer sheet on the second page.

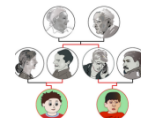
Computing

Build on your knowledge of coding using Scratch. [Click here](#) and follow the 'Imagine a World' video in the 'Tutorials' section at the top of the page. You can follow along with each video. Learn how to change backgrounds, insert, move and resize characters and images in whatever way you like.



Music - View the latest music lesson from Mrs Bayliss [here](#). You will also need your pupil login for the [Charanga](#) site. Mrs Bayliss has also sent [this](#) link to watch the Mamma Mia song by ABBA for you to sing along with!

French – This week's topic is family members. Click [here](#) to learn the words. Click on the 'Full Tutorial' button to hear the words and say them out loud to practise.


English
Oak Academy – Week 10

Click [here](#) to access an English lesson once a day.

Challenge – The picture shows a penguin snowman. Imagine the penguin magically comes to life. Describe the moment when it realises it can move. Describe what it decides to do next.




TIP: You could describe it moving gently and carefully at first, slowly becoming more confident in moving around.

Grammar – Copy these sentences and put an apostrophe in the correct place.

- Hannahs mum worked at the hospital.
- Barry, my sisters rabbit, was grey and white.
- Im going to the park to see my friends.
- Mum hasnt got time to go to the hairdressers.

TIP: An apostrophe can be used to indicate a contraction or show possession.

Reading - One of our favourite books to read linked to our current topic is 'The Firework Maker's Daughter' by Philip Pullman. Visit the school website to hear the Year 4 teachers reading Chapter 1. Once you have watched all three videos, write a summary of this chapter.



TIP: A summary is a brief account of the main events in a piece of writing. It excludes needless details and is short and to the point.

OxfordOwl free ebook library – Ask an adult to help you create a free account. Log in and have access to hundreds of free ebooks.

Wellbeing- Resilience & Perseverance


This week, we continue to focus on resilience and perseverance.

You can show resilience and perseverance in school by:

- not giving up
- following school rules
- trying your best
- setting some goals for yourself

Activity 1: List some ways that you have shown perseverance recently, either at school or at home

e.g. learning a new skill like tying your shoelaces.



Activity 2: Create an acrostic poem about perseverance.

TIP: The first word of each line must start with one of the letters of 'perseverance'.

PE: Bop it challenge!

All you need is your hands and a piece of paper.

- Scrunch the piece of paper into a ball
- Keep the ball up, only using your hands. Pretend your hands are a tennis racket and keep it up for as long as you can (don't throw and catch it!)
- To make it more challenging, use some toys to make a small circle that you must stay inside
- Try to get your personal best!