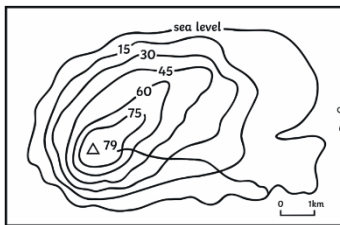


Year 4 – Week 6 – Weekly Activities
Topic: River Deep, Mountain High (Geography-Art-Music)

Geography - Click [here](#) to view the link to a BBC Bitesize lesson about using contours, keys and symbols to improve your map reading skills. There are video clips and information to read. Have a go at the quiz at the end.



Challenge - Find out how to make your own contour island [here](#). You will need a cereal box, scissors, glue and coloured pencils or paint.



It would be great to see some examples of your work sent to hello@gig-mill.dudley.sch.uk with Y4 in the subject box.

Music - View the latest recorder lesson from Mrs Bayliss [here](#). You will also need your pupil login for the [Charanga](#) site.

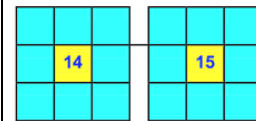
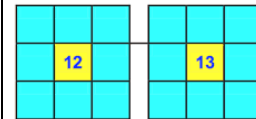
You could learn these songs to celebrate World Oceans Day:

[Keep the Ocean Clean](#)
[The Five Oceans Song](#)

Maybe you could make up your own song to raise awareness of recycling and protecting our oceans.

Maths
Oak Academy – Week 7

Click [here](#) to access a maths lesson once a day. Complete the maths quiz, main activity and final quiz for each day.



number.

Challenge – Put the numbers 1 to 8 in each of the squares so that each side adds up to the middle

Arithmetic practice - Have a go at [this](#) number sequences quiz.

Computing - Sign into **RM Unify** and visit **Purple Mash**. Click:

Home/Weekly Activities/Ages 7-9/Week 8/Tuesday/Topic (2Paint a Picture)
 Your task is to use a range of painting tools to create an ocean scene. Think about the creatures that you might find there.

Science - The Types of Teeth

Learn about why animals have different teeth. Visit this link [here](#) to read the information and watch the video clip.

English
Oak Academy – Week 7

Click [here](#) to access an English lesson once a day.

Challenge – Watch [this](#) animated clip about Crabe Phare, a crab who lives at the bottom of the ocean.



Use your understanding of this clip to retell the story. You could retell it in 1st person from the perspective of the crab if you wish.

Grammar – Click [here](#) to learn about using inverted commas. Watch the video and complete the activity. Can you include inverted commas in your story about Crabe Phare?

Reading - We would like you to read or listen to a story for at least 20 minutes a day. You could use [this link](#) to take part in the Puffin's festival of dreams.


Click [here](#) for the poems *Please Mrs Butler* and *Excuses* by Allan Ahlberg. You will practise summarising and give your opinion using evidence from the text to support your answer.

French - Last week you learnt some phrases to describe people by their hair colour and style. This week, practise these by going through the tutorial again and clicking the games tab at the top of the

Wellbeing
Respect – Global Environment


It is **World Oceans Day on Monday 8th June**. This day raises awareness of the vital importance of oceans and the role they play in sustaining a healthy planet. Click [here](#) to learn about how plastic pollution poses one of the biggest threat to oceans.

Create a poster to encourage others to recycle plastic. You could research and find out some facts to include.



Why not wear something blue on the day to raise awareness? Click [here](#) to learn more about World Oceans Day and find lots more activities linked to this special day.

PE
 Speed bounce. Bounce side to side over an object, such as kitchen roll, for 20 seconds with each bounce landing on 2 feet. Time your attempt. Can you improve your score over the week? Click [here](#) for a demonstration of this activity.



Digestive System Craft - Watch this video [here](#) for some inspiration on how to make a model of the digestive system or you may like this video [here](#) that will show you how to make a paper craft model.

Join in with [this](#) song about the digestive system.



page. You can play any of the games. Click [here](#) for the link to the tutorial and games.