

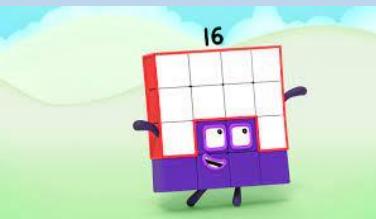


Year Group: Reception	WEEK BEGINNING: 6/6/2022
------------------------------	---------------------------------


This is an overview of the main areas of learning in Reception for this week which will link to the learning going on in school. Please use these as the main activities for remote learning if your child is unable to attend school during this week. Please send us any photos of the activities you do through "Evidence Me"

Number, shape & measures:

Number of the week: 16
Watch [this video](#) to learn about the number 16.



Shape of the week: Cylinder
A cylinder is a 3D shape. It has 3 faces. Can you find anything around your house that is shaped like a cylinder?



Activity: Can you count to 20? Can you count backwards from 20? Choose a number to count to. Can you count forwards to the number and then back from that number?

Communication, language & literacy


Word of the Week: Community

Phonics
Lesson 1

Lesson 2: New tricky words- were, here, little, says
Revisit these tricky words (reading and writing them)- my, by, like

Reading: *Read these sentences. Can you spot the digraphs? (Remember 2 letters, 1 sound)*
It is fun to stamp and twist to the drums.
My boots went squelch in the mud.
I can scrunch up my hair and put it in a hair band.

Writing:
Here are some words-**stamp, twist, blend, crunch, string, strong, sprint, scrunch**
Encourage your child to write these words by using their segmenting fingers to identify how many sounds are in the word. This will then help them to write the sounds they need to build the word.





The World/topic

Irresistible Learning Topic: People who help us- Police and Firefighters.


Activity 1: Discuss what you know about the police and firefighters. Then on Espresso search 'How do the police help us?' and read the book. Also search for 'What do firefighters do?' and watch the video. What have you learnt that you didn't know before?

Activity 2: Using either recycled materials, Lego or other toys you have make a police car or fire engine. Can you make it move? What noise might it make? Can you draw your own police car or fire engine? You could write some words around the picture to describe them. You might include 'red' and 'fast' for a fire engine.

Wellbeing- Caring for the Earth

It is **World Oceans Day** on the **8th June**. Did you know that about 1 million seabirds die from plastic every year?
Go onto [Espresso](#) and search for **World Oceans Day** and watch the video about it. What did you find out? What could you do to help protect our oceans? You could draw a picture of the oceans and some of the creatures that live there.



*Espresso Login- Student30261 Password- penguin