




Home-learning



Year Group: 3	WEEK BEGINNING: 07/02/22
---------------	--------------------------

This is an overview of the main areas of learning in Year 3 for this week which will link to the learning going on in school. Please use these as the main activities for home-learning if your child is unable to attend school during this week.

<p>Maths Oak Academy – this week we’ll be starting a new unit on time. Complete a lesson each day (lessons 1-5) by clicking here</p> <p>Lesson 1 – understanding that clocks have more than one scale Lesson 2 – reading analogue time to the nearest minute Lesson 3 – telling the time to am or pm Lesson 4 – telling minutes past on a digital clock Lesson 5 – reading and ordering time</p> <p>Mental fluency - Times Table Rockstars Choose the times tables that you know you need to practise – in school we have recently covered the 4 and 8 x tables.</p>	<p>English Oak Academy – this week we begin a brand new unit on Portia spiders – non-chronological reports. Click here and choose a new lesson each day (lessons 1-5)</p>  <p>Extra writing challenge: after completing your Oak Academy lessons, you should have learnt about the Portia spider. Use this information to create a fact file about the Portia spider. Use sub-headings and fact boxes to help organise your writing.</p> <p>Reading: Log onto Bug Club to see what books your teacher has given you to read. You could also have a read of Hotel Flamingo: Life in Lockdown, it is a free to download chapter book that follows the residents of Hotel Flamingo coping with the 2020 lockdowns in their own hilarious ways.</p>  <p>Spelling: Log into Purple Mash and you will find your spelling list has been set as a 2do. There is also a spelling quiz for you to complete. This week’s spellings all have the -sion ending.</p>
<p>Irresistible Learning: History - Dig It topic This week we will be learning about Stone Age tools and how they were created. Watch this video and then look at this gallery of tools by clicking here . Based on what you have found out, design and make an ancient hunting tool. Consider your tool’s purpose and what materials would have been available at the time. You could use found materials such as stone, wood, wool and raffia to make your tool.</p>  <p>Science – Rocks and Soils - Have you ever wondered how the rocks on our Earth’s surface change? Well click here to find out! Complete the activities discussed in the lesson video.</p>	<p>Wellbeing – Safer Internet Day 8.2.22 As always, it is really important that we make time to consider how we can ensure we are always safe when online.</p> <ol style="list-style-type: none">1. Watch this live lesson on Safer Internet Day from BBC Teach that was first broadcast last year. Think about the key messages taught in the lesson.2. Watch the cartoon here and make notes on the SMART rules. Make a poster showing you have understood what each of the letters stands for. 