



Year Group: 2	WEEK BEGINNING: 21.03.2022
---------------	----------------------------

This is an overview of the main areas of learning in Year 2 for this week which will link to the learning going on in school. Please use these as the main activities for remote-learning if your child is unable to attend school during this week.

### Maths

**Oak Academy: Numbers within 100** (continued from last week) – complete one lesson each day (lessons 7-11).


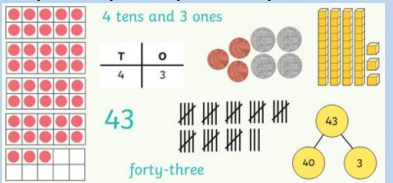
[Lesson 1: Representing 2-digit numbers \(part 2\)](#)

[Lesson 2: Comparing numbers within 100 on a number line](#)

[Lesson 3: Comparing 2-digit numbers](#)

[Lesson 4: Ordering numbers within 100](#)

[Lesson 5: Practising finding 1 more and 1 fewer and 10 more and 10 fewer](#)

Mental fluency:	Challenges:
Use this <a href="#">game</a> to practise your <b>doubles</b> (click on doubles and start with your doubles to 10).  Remember you can also log on to <a href="#">TT Rock Stars</a> to practise your times tables.	Roll a dice to create a 2-digit number (or choose your own 2-digit number). How many different ways can you represent your number?
	 <p>4 tens and 3 ones</p> <p>43</p> <p>forty-three</p>
	Repeat with different 2-digit numbers.

### Irresistible Learning: Out of Eggs

**Art** (Activity 1): After listening to the story Ish ([click here](#)), we would like to create your own 'ish' piece of art work using a crumpled piece of paper (you will also need some paints or felt tips).

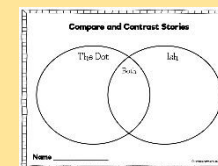
1. Crumple a piece of paper into a ball.
2. Choose a colour (paint or felt tip) to colour all around the outside of your ball.
3. Gently unfold it and let the paint dry a little.
4. Then crumple the paper again and paint with a different colour.
5. You can repeat with a third colour if you wish.



**Science** (Activity 2): Watch this video about growing seeds ([click here](#)). You might want to have a go at planting your own seed at home (broad beans, runner beans). [Click here](#) to find out how to grow a bean in a jar (or you could use a clear sandwich bag or plastic cup).

### English

**Oak Academy: Ganesh Gets Married (1)** (continued from last week) - complete a new lesson each day (Lessons 6-10).



**Extra writing challenge:** This week we are focusing on our school value: **creativity**. Listen to the story 'Ish' by Peter H Reynolds ([click here](#)). Now listen to the story The Dot ([click here to listen again](#)). What do Vashti (from The Dot) and Ramon (from Ish) have in common? Write down the similarities and differences between the two stories.

**Kinetic Letters (handwriting):** Practise your pulling numbers ([click here for the video](#)).

**Phonics/SPaG:** This week we are recapping some of the **phase 5 sounds** – the sounds we are focussing on are **oy** (boy), **ir** (girl), **ue** (glue) and **aw** (draw). Write down 3 words for each sound.

#### Reading:

- Read the latest edition of the **First News** newspaper [here](#) - you will find lots of interesting articles and reports on different interesting topics. *Your parents will need to sign up to the **free** subscription first.*
- Choose a book to read from home or log on to [Bug Club](#) and explore the books you have been allocated. Before you read the book, **predict** what you think might happen in the story.



### Wellbeing – Respecting Ourselves and Others

This week we are focusing on respect and how we can show it to both ourselves and others. Spend some time considering what respect means to you. What do you do in your daily life to show respect to other people – think about your parents, teachers and friends. Also think about the way in which you show respect to yourself.

Use some of these ideas to create a poster all about respect.

