

Remote learning EYFS



Year Group: Reception

WEEK BEGINNING: 1/2/2021

This is an overview of the main areas of learning in Year Reception for this week which will link to the learning going on in school. Please use these as the main activities for remote learning if your child is unable to attend school during this week. Please send pictures of your child's work to their teacher via Evidence Me.

Number, shape & measures:

Lesson 1: [Number of the week 8](#). What facts do you know about 8?

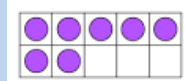
Shape of the week: Watch this [video](#) to understand the difference between 2D shapes and 3D shapes. Can you compare a cuboid and a rectangle?

Lesson 2: Listen to the story [Six Dinner Sid](#). Can you make houses to represent Sid's street? Can you number the doors and order the houses from 1 to 6?

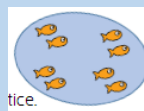
Lesson 3: Create an outline of a ladybird. Use 6 counters or paper circles to add spots to the ladybird. Can you find more than one way to do it?



Lesson 4: Make a tens frame. This could be drawn on a piece of paper or draw a large one using chalk on the ground outside. Can you find 7 items to go onto the tens frame? Can you arrange the items in different ways?



Lesson 5: Make 8 fish or ducks. Use a blue piece of material to create a pool or even use an empty bath. Can you arrange the creatures in different ways and discuss the different compositions of 8?



The World/topic


Irresistible Learning Topic: Penguins

Activity 1: Listen to [The Emperors Egg](#). Can you remember something that this book told you about penguins?

Activity 2: Listen to and watch [this song](#) to learn some facts about Penguins. Can you move like the penguins in this [video](#)?

Activity 3: Using crayons and water, learn about how penguins stay dry with this [activity](#). What will happen to your penguin when it gets wet?

Activity 4: Can you use these pictures to order the life cycle of the penguin? Additional pictures and a PowerPoint can be found on Evidence Me.



Communication, language & literacy:

Word of the week: Non-Fiction. A non-fiction book gives us information.

Phonics:

Lesson 1 [Learn the /ng/ sound](#)

Lesson 2 [Learn the /ai/ sound](#)

Lesson 3 [Learn the /ee/ sound](#)

Lesson 4 Play '[Picnic on Pluto](#)' on Phonics Play. Select Phase 3 and /ng/ /ai/ /ee/ to play the game.

Lesson 5 Watch [these](#) videos for the /ng/ /ai/ and /ee/ sounds (you will need to scroll down the page to find them). Join in reading the sentences.

Tricky words- they and her. Can you put these words into a sentence?

Reading: Read some of your books on [Bug Club](#)

Can you find the title of the book? Is it fiction or non-fiction- how do you know?

Writing: Draw a penguin. Can you add some labels to name the different parts? You might include these words beak, soft, wing, feet.

Kinetic Letters- Practise the letters /c/ and /o/ from the Abracadabra Family. (Please see Evidence Me for support).



Wellbeing- Children's Mental Health Week

Join in and watch an assembly available [here](#) from Monday, which focuses on this year's theme **Express Yourself**.

(Inside Out Day 03.02.21) – On Inside Out Day you may want to wear an item of clothing inside out as a reminder that how someone else looks on the outside doesn't necessarily reflect how they are truly feeling on the inside.

Activity: Draw an outline of a t-shirt or use this template ([click here](#)). What would it look like if our feelings were on the outside instead of the inside? Choose two feelings - one for each side of the sheet. Write the feeling inside the label at the top. Draw what YOU think that feeling might look like. You can use shapes, colours, patterns and symbols. **What we can learn from this:** Feelings that someone might have on the inside, we might not be able to see on the outside so we must always be kind.

