




# Remote learning



Year Group: 4	WEEK BEGINNING: 18.1.21
---------------	-------------------------

This is an overview of the main areas of learning in Year 4 for this week which will link to the learning going on in school. Please use these as the main activities for remote learning if your child is unable to attend school during this week.

<p><b>Maths</b></p> <p><b>Daily lessons:</b> <a href="#">LESSON 1 – Calculating Multiplication Facts using the Distributive Law</a>  <a href="#">LESSON 2 – Solving 2-digit Multiplication Calculations using the Distributive Law</a>  <a href="#">LESSON 3 – Solving Three 1-digit Multiplication Equations</a>  <a href="#">LESSON 4 – Multiplying 3-digit Numbers by 1-digit Numbers (1)</a>  <a href="#">LESSON 5 – Multiplying 3-digit Numbers by 1-digit Numbers (2)</a></p> <p><b>Challenge:</b> What do these two pictures represent?            What is the same? What is different?</p> <p><b>Mental fluency:</b> Play <a href="#">‘Hit the Button’</a> or <a href="#">TTRS</a> to practise your times tables.</p>	<p><b>English</b></p> <p><b>Oak Academy:</b> <a href="#">Journalistic Writing – based on traditional tales.</a>          Start at lesson 10 and then complete a lesson every day.  <b>Writing Challenge:</b> Retell your favourite traditional tale e.g. Cinderella, Little Red Riding Hood, Jack and the Beanstalk. You might choose to send the letter to your teacher using 2email.</p> <p><b>SPaG:</b> Use an apostrophe after the "s" at the end of a plural noun to show possession e.g. <b>The boys' bedroom, the flowers' petals.</b>          If a plural noun doesn't end in "s," add an apostrophe + "s" to create the possessive form e.g. <b>The children's rooms, the women's changing room.</b></p> <p><b>Rewrite these sentences using an apostrophe to show plural possession:</b>          The alarms on the girls watches all beeped at the same time.          I picked up all the childrens clothes from the floor          Some trees leaves turn orange and brown in autumn.          The womens mobiles both began to ring at the same time.</p> <p><b>Spelling:</b> This week's spelling practise is adding the suffix –ation. Log into <b>Purple Mash</b> through <b>RM Unify</b>: Complete the <b>‘Y4 AUT2 WK3 – Quiz’</b> 2Do.</p> <p><b>Reading (Oak Academy):</b> <a href="#">Click here</a> to access lesson 3 of <b>‘Hansel and Gretel’</b> by Anthony Browne. You can also read books allocated to you here at <a href="#">Bug Club</a>.</p>				
<p><b>Irresistible Learning: (Pharaohs and Pyramids)</b></p> <p><b>History:</b> Who were the Ancient Egyptians? Where did they live?          What are they most famous for? How long ago did they live?</p> <p><b>Before you watch the video, write down what you already know about the Ancient Egyptians.</b></p> <ul style="list-style-type: none"> <li>Once you have your list, visit <b>BBC Bitesize</b> (<a href="#">click here</a>) to learn more.</li> <li><a href="#">Click here</a> for an additional video with further facts and information (start at 2 minutes.)</li> </ul> <p><b>Look back at the list you made.</b> Can you add any new information to your list?</p> <p><b>Task: Write a letter to a classmate explaining what you have learnt about the Ancient Egyptians.</b> Use your list to help you and try to organise similar pieces of information together in paragraphs. You might choose to send the letter to your friend using 2email.</p> <p><b>Science: Electrical items around the home</b></p> <p>Have a look around your home for items that need electricity to work and those that don't need electricity. Sort the items you find into a table. You could write the name of the item or draw pictures.</p> <table border="1" style="margin-left: auto; margin-right: auto;"> <thead> <tr> <th>Electrical items</th> <th>Not electrical items</th> </tr> </thead> <tbody> <tr> <td> </td> <td> </td> </tr> </tbody> </table> <p><b>French:</b>          lundi mardi mercredi jeudi vendredi samedi dimanche</p> <p><b>Test yourself on the days of the week above from last week. Solve these anagrams.</b></p> <p>dirma jdieu ndilu emsaid rcedimre manidech dvrenedi</p> 	Electrical items	Not electrical items			<p><b>Wellbeing –</b> Asking both sides of the brain to work together can help you to feel calm. Use these exercises when you need a brain break.</p> <ul style="list-style-type: none"> <li>➤ Pass a beanbag/bottle from your left hand to right hand, keep the receiving hand fixed in place so the giving hand has to pass the midline.</li> <li>➤ Use your right hand to draw a lazy 8 (an 8 on it's side) in the air in front of you so that your hand crosses the midline. Repeat with your left hand.</li> </ul> <p>Place your right hand on your left foot and then repeat left hand to right foot.</p> 
Electrical items	Not electrical items				

