

Topic (Art - History - Geography)

Is there something you wish you had at home that would make a boring chore much easier? Do you dream of creating something that could fix a global problem? Well, you could be a future inventor.



The Victorians were a very important part of history in our country and many Victorians are still remembered today for many different things they did and created.

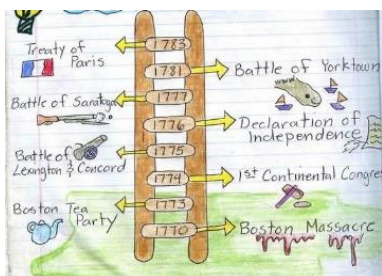
Do you know any famous Victorians already?

Maybe some of the inventors from the day?

Tip: Click [here](#) for a website link with a timeline of Victorian inventors.

TASK 1 Choose 10 inventions and prepare an argument as to why you think they are important.

TASK 2




We are going to climb the ladder of Victorian inventions. Draw a ladder with 10 rungs, each rung will have the date of one of your inventions.

On the outside, explain what has been invented through the years.

French -This week use a game to revise numbers 60-100


On one set of cards write the numbers in pink below. On a separate set of cards, write the same numbers out in French (in bold below). Do this for all of the numbers. Lay all of cards out, face down on a table. Find the matching cards by turning over two cards at a time. Try and add your own number cards too!

- | | | |
|-----------------------------|----------------------------|---|
| soixante 60 | soixante-cinq 65 | soixante-dix 70 |
| soixante-quinze 75 | quatre-vingts 80 |  |
| quatre-vingt-cinq 85 | quatre-vingt-dix 90 | |
| cent 100 | | |

Maths


Oak Academy – [Click here](#) for a direct link to this week’s lessons **Week 11**.

Challenge – Ratio compares one set of items to another.

For example, below, for every red counter, there are two blue counters.
 For every two blue counters, there is one red counter.

Using objects around your house, take a set and look at the ratio between them. It could be knives to forks at dinner time, blue to red to yellow smarties in a pack, be creative in what you find.

Whitney lays tiles in the following pattern



If she has 16 red tiles and 20 yellow tiles remaining, can she continue her pattern without there being any tiles left over? Explain why.

Computing

Click on the Scratch tab in your RM Unify launch pad and click: Start Creating - Tutorials (top) – **Make an adventure game** Watch the tutorial and have a go at creating your own game.



Science – Evolution and inheritance

Have a look at inheritance in the world using [this](#) page. Watch the video and try to fill in the blanks further down the page.



Tip: Use this photo of the Royal Family to see what physical attributes have been inherited.

English

Oak Academy - One English lesson per day from Oak Academy Week 11

****Additional Writing**

Challenge**

Continue reading from Chapters 13 - 15 in ‘Street Child’ found online [here](#)



Think: Jim is made to work really hard on board *The Lily*. What jobs does he have to do? What are his living conditions like?

Task: Write a letter to Grimy Nick from the perspective of the council, urging Grimy Nick to consider his treatment of Jim. Refer to Jim’s lack of education, poor sleeping arrangements and child labour.

Tip: Remember your use of formal vocabulary and a persuasive tone to suit this style of writing. Also, use paragraphs to set out your points clearly.

SPaG::

- Develop a mnemonic to remember the following Y6 spellings - **achieve, embarrass, determined, symbol, soldier, necessary** e.g.: **yacht – your arms can’t hold tea**
- Complete the spelling and vocabulary activities on the pages found [here](#).

Reading:

Click on **Purple Mash** on RM Unify – select **2do** tab at the top. Read Chapter 2 of ‘*The Suffrajitsus*’ text and answer the questions in the 2dos (Chapter 2: online multiple choice) set for you this week.



Transition – Looking back

Take time this week to look back over your time in Year 6.

Draw a road like the image below and add in some of your favourite memories from this school year along the road. These could be about your favourite topic, a fun time with your friends and your teacher or be about a visit/ visitor. Remember to think about the things you are most proud of and the things you have achieved.



Road Safety Focus: Look at the **Y6 newsletter from Dudley Road Safety Team**.

Travelling to secondary school requires careful planning. How will you get to and from your new school? Will you walk or take the bus? **Task:** Plan your journey to and from school. What time will you need to leave the house to arrive on time? Which route will you take? These websites may help: [Google Earth](#), [Network West Midlands](#), [Think!](#)

PE Zootropolis yoga

This week, why not try out some activities from the NHS Change for Life scheme. [This link](#) takes you to a short yoga session but there are loads of activities and ideas for you to look at on the website.

