









Year Group: Nursery	WEEK BEGINNING: 8/2/2021
---------------------	--------------------------

This is an overview of the main areas of learning in Nursery for this week which will link to the learning going on in school. Please use these as the main activities for remote learning. Please send us any photos of the activities you do through "Evidence Me."

<p>Number, shape & measures:</p> <p>Number of the Week: 6 Can you show your adult 6 fingers? Can you find 6 of different objects in your house? You could find 6 pencils, 6 toys, 6 cushions, 6 books etc. Can you write the number 6?</p>  <p>Make 6: Using the items you have found around your house, 6 pencils, 6 toys etc. How many different ways can you make 6? Take some photos and send them to us on Evidence Me.</p> <p>Shape of the Week: rectangle</p> <p>How many sides does a rectangle have? What is special about the four sides? Can you find any rectangles in your house and/or garden?</p> 	<p>Communication, language & literacy</p> <p>Word of the Week: red</p> <p>Reading We are sharing the story of the Chinese New Year. Listen to the story together Click here How many animals were in the race? Can you name any of them? Who won?</p> <p>Phonics Session 1 Body Percussion- Listen to a range of music at home with your family. See if you can clap along to the beat. How does it make you feel? How could you move to the music? Session 2 This week we are learning the sound 'n' Listen to this song Jolly Phonics Song n See if you can do the action and say the sound. Can you think of anything that begins with 'n'? [net, night, nine, nose] Have a look for some objects around your house that begin with 'n' You can also watch this video on Espresso then Foundation-Literacy-Phonics-Scrap Phonics.</p> <p>Writing/Mark Making: Put some rice in a shallow box or tray, just enough to cover the bottom. Make some marks using a chop stick or a pencil. Can you write your name? Can you write any letters? (**The rice can be dyed red with food colouring and a squirt of hand sanitiser, mix thoroughly, spread out on newspaper and leave to dry overnight)</p> 
<p>Irresistible Learning Topic: Make a Rainbow: Colours Colour-Red</p> <p>Activity 1 Chinese New Year Fri 12th Feb Year of the Ox Watch: Let's Celebrate: Chinese New Year Talk about what you have learnt about Chinese New Year. How is it celebrated? What activities do they do?</p>  <p>Activity 2 Make a red money purse. Cut up and fold some red paper into 10 rectangles/purses. Get your adult to write numbers on them. Can you count along the rectangles to 10? Can you find a 2...a 5...a 7? Can you put the rectangles in order? If you have any, can you put the correct amount of pennies in the envelopes?</p>  <p>Activity 3 Make a Chinese Dragon Click here for ideas More ideas</p> <p>Activity 4 Watch: Chinese Dragon Dancing Can you dance like the dragon? Listen to this Music Can you dance to it? Can you move like a dragon? Do you like the music? Can you make your own music?</p>	<p>Wellbeing- Safer Internet Day</p> <p><i>It is Safer Internet Day on Tuesday 9th February.</i> Safer Internet Day is celebrated globally in February each year, to promote the safe and positive use of digital technology for children. This is particularly important currently, as we are spending much more time using devices and being online. You can watch this video Keeping safe online - BBC Bitesize which explains in a simple way what to do if something pops up on a device you are using and how you can stay safe online.</p> 

*Espresso Login- Student30261 Password- penguin