

Remote-learning



Year Group: Year 1	WEEK BEGINNING: 2.05.22
--------------------	-------------------------

This is an overview of the main areas of learning in Year 1 for this week which will link to the learning going on in school. Please use these as the main activities for remote-learning if your child is unable to attend school during this week.

Maths – Place Value (Week 2)

This week we are learning about place value. Complete one lesson per day:

Lesson 1: [Partitioning Numbers](#)
Lesson 2: [Comparing Numbers \(1\)](#)
Lesson 3: [Comparing Numbers \(2\)](#)
Lesson 4: [Ordering Numbers](#)


1	2	3	4	5	6	7	8	9	10
11	12	13	14	15	16	17	18	19	20
21	22	23	24	25	26	27	28	29	30
31	32	33	34	35	36	37	38	39	40
41	42	43	44	45	46	47	48	49	50
51	52	53	54	55	56	57	58	59	60
61	62	63	64	65	66	67	68	69	70
71	72	73	74	75	76	77	78	79	80
81	82	83	84	85	86	87	88	89	90
91	92	93	94	95	96	97	98	99	100

Challenge:
Can you think of a number and then say what one more and one less is?

Mental fluency:
Count forwards and backwards to 100. Time yourself and see if you can improve your speed each time you do it.

Irresistible Learning – Geography (Seaside)


Have you ever been to the seaside before? If you have, can you tell your grown up some fun facts that you already know? You might want to tell them what you might see at the seaside or even what you might do. You could even write down your best fact and send it to your teacher.



Task 1: This week we would like you to find out what the following words that are coastal features mean:
Bay, cliff, coastline, sand beach, pier, lighthouse.


You can ask the people in your house, look on the internet or use knowledge from your own experience.

Task 2: Use the Paint 2Do set for you on PurpleMash to draw your very own beach, see if you can include some of the main features outlined above.



English – The Lighthouse Keeper’s Lunch

This week we are continuing to look at our key text, The Lighthouse Keeper’s Lunch.



Lesson 1: Mrs Grinling wants to test Mrs Grinling on his phonics. One of our focus sounds for this week is ‘ie’. Can you help Mrs Grinling think of as many ‘ie’ words as you can so that she can put them into her basket?
Lesson 2: Think of adjectives that you can use to describe the delicious food that Mrs Grinling puts into Mr Grinling’s basket. You might want to choose one of the items of food or you might want to choose more than one.
Lesson 3: Can you create some flashcards with words/pictures that contain the ‘oa’ sounds, so that Mrs Grinling can test Mr Grinling on his phonics?
Lesson 4: Mrs Grinling has run out of food to make Mr Grinling’s lunch. Can you create a shopping list so that she can go to the shops to buy the food.

Phonics:
Recap the Phase 3 sounds we have learnt by looking at the flashcards on PurpleMash. This week we are reviewing some of our sounds:

ie ie o oe

We are recapping and learning the tricky words:
were one says here today

Can you put each word into a sentence?

Reading:
Read a book from home or from bug club. How would you have liked the book to end? Can you think of a different ending?

Wellbeing – Sun Awareness Week

This week is *National Sun Awareness Week*. We have been lucky to enjoy some sunnier weather recently but it’s always good to be reminded about safety in the sun too.

Watch this [video](#) which gives you ideas on how to stay safe in the sun. Then create a poster to help explain to people how they can stay safe when it is sunny.

