






Remote learning



Year Group: 4	WEEK BEGINNING: 25.1.21
---------------	-------------------------

This is an overview of the main areas of learning in Year 4 for this week which will link to the learning going on in school. Please use these as the main activities for remote learning if your child is unable to attend school during this week.

<h3>Maths</h3> <p>Daily lessons: LESSON 1 - Exploring Multiplication Strategies LESSON 2 - Consolidating Multiplication Strategies LESSON 3 - Dividing Mentally LESSON 4 - Dividing Using Knowledge of Multiples LESSON 5 - Short Division (Part 1)</p> <p>Use < , > or = to complete the statements.</p> <p>Challenge:</p> <table><tr><td>$69 \div 3$</td><td><input type="radio"/></td><td>$96 \div 3$</td></tr><tr><td>$96 \div 4$</td><td><input type="radio"/></td><td>$96 \div 3$</td></tr><tr><td>$91 \div 7$</td><td><input type="radio"/></td><td>$84 \div 6$</td></tr></table> <p>Eva has 96 sweets. She shares them into equal groups. She has no sweets left over. How many groups could Eva have shared her sweets into?</p>  <p>Mental fluency: Play ‘Hit the Button’ to practise halving numbers. Use TTRS to practise times tables.</p>	$69 \div 3$	<input type="radio"/>	$96 \div 3$	$96 \div 4$	<input type="radio"/>	$96 \div 3$	$91 \div 7$	<input type="radio"/>	$84 \div 6$	<h3>English</h3> <p>Oak Academy: Journalistic Writing – based on traditional tales. Start at lesson 15 and then complete a lesson every day.</p> <p>Writing Challenge: Use what you have learnt to write a newspaper report about an event in your favourite traditional tale e.g. the prince’s quest to find the owner of the glass slipper in Cinderella or Jack climbing the beanstalk and finding himself in the castle of an unfriendly giant in Jack and the Beanstalk. Remember to include: a headline, orientation, main body, reorientation, picture and caption.</p> <p>SPaG: Inverted commas. Click here to watch two short clips about what inverted commas are and when they need to be used. Once you have watched these, complete the activities.</p> <p>Spelling: This week, we are learning to spell plural words with possessive apostrophes. Log into Purple Mash through RM Unify and complete the spelling 2dos.</p> 
$69 \div 3$	<input type="radio"/>	$96 \div 3$								
$96 \div 4$	<input type="radio"/>	$96 \div 3$								
$91 \div 7$	<input type="radio"/>	$84 \div 6$								
<h3>Irresistible Learning: (Pharaohs and Pyramids)</h3> <p>History: What was life like for the ancient Egyptians? Visit BBC Bitesize (click here) to learn more about what life was like thousands of years ago for the Ancient Egyptians.</p> <p>Task: Compare your lives to those of the Ancient Egyptians. Pick 2 or 3 points and explain how and why they are different from your experiences today. For example, a packed lunch in Ancient Egypt was very different to one you might take to school today. Instead of tasty treats and snacks, they had simple lunches made of food that they had available to them (fresh bread, grapes and garlic).</p> <ul style="list-style-type: none">Click here for an additional video with further facts and information. <p>Science: What is Electricity? (click here) to learn more about Electricity. Last week, you made a list of which items in your house were powered by electricity.</p> <p>Task: Add to your list (or make a new one) saying what you think the electrical energy is being converted into. Does it give off heat, sound, light or movement? Remember – Electricity can be dangerous. Always ask an adult before touching an electrical appliance.</p>  	<p>Reading (Oak Academy): Click here to access lesson 4 of ‘Hansel and Gretel’ by Anthony Browne. You can also read books allocated to you here at Bug Club.</p>  <p>Wellbeing – The Big Garden Bird Watch takes place from 29th-31st January. Click to have a look at the RSPB website where you can sign up. It is simple to take part you just have to spend an hour counting the birds that you see in your garden or from your window. You could take part as a family and join in with the world’s largest wildlife survey. There are lots of resources on the website to help you identify different birds along with things to make and activities that you could do as a family.</p> <p>Most of all have fun taking notice of the world around us.</p> <p>French: Copy and learn each month of the year below in French. janvier = January février = February mars = March avril = April mai = May juin = June Fill in the missing letters: 1) j_nv_er 2) f_vr_er 3) m__s 4) a_r_l 5) m__ 6) ju__</p> 