

# Remote learning




Year Group: 4	WEEK BEGINNING: 17/1/22
---------------	-------------------------

This is an overview of the main areas of learning in Year 4 for this week which will link to the learning going on in school. Please use these as the main activities for remote learning if your child is unable to attend school during this week.

**Maths: WhiteRose – Division**  
 L1 – [Dividing Mentally](#)  
 L2- [Dividing Using Knowledge of Multiples](#)  
 L3 – [Short Division \(Part 1\)](#)  
 L4 – [Short Division \(Part 2\)](#)  
 L5 - [Short Division \(Part 3\)](#)

**Mental fluency: TTRockstars**



**\*Challenges\***  
 I know... so...  
 $24 \div 6 = 4$  • How many 6s in 24? There are 4. So...  
 $30 \div 6 = \underline{\quad}$   
 $\underline{\quad} \div 6 = 6$


**\*Additional maths\***  
 Complete **2dos** set on Purple Mash linked to dividing by 10 and 100.  
 Play [‘Hit the Button’](#) and [daily 10](#) to practise your times table and division facts.

**Irresistible Learning Topic –Pharaohs and Pyramids**

**History:** Who were the Ancient Egyptians? Where did they live? What are they most famous for? How long ago did they live?

**Before you watch the video, write down what you already know about the Ancient Egyptians.**


- Once you have your list, visit **BBC Bitesize** ([click here](#)) to learn more.
- [Click here](#) for an additional video with further facts and information (start at 2 minutes.)



**Look back at the list you made.** Can you add any new information to your list?

**Task: Write a letter to a classmate explaining what you have learnt about the Ancient Egyptians.** Use your list to help you and try to organise similar pieces of information together in paragraphs. You might choose to send the letter to your friend using 2email.

**French:**  
 lundi mardi mercredi jeudi vendredi samedi dimanche



**Test yourself on the days of the week above from last week. Solve these anagrams.**  
 dirma jdiou ndilu emsaid rcedimre manidech dvrenedi

**English: Oak Academy:** Narrative: BFG - [click here](#) (complete lessons 9-13)

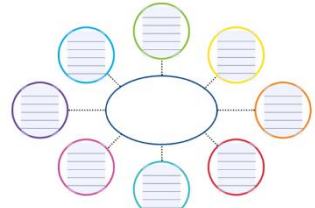
**\*Writing Challenge\* - The Egyptian Cinderella**  
 This is a story you know well from all the work we have done in school. Once you have mind mapped the main points – use the picture, write your own version of the story. Remember to include your character and setting description throughout your work and SPaG we have been looking at: Comparatives, Similes, Adverbials of time, manner, place and frequency and expanded noun phrases.

**What are the main events in the Egyptian Cinderella?**

Create a mind map of the main points

Write Egyptian Cinderella in the centre


Put notes down in each circle of the main points of the story



**SPaG**  
 Complete grammar lesson 3 – To explore pronouns– [click here](#).


**Spelling** - Please complete the **2do Quiz -Spri 1 – Wk 2** and look, cover, say, write sheet on PM.

**Reading**  
 Log into [Bug Club](#) and read your allocated books and have a go at answering the questions. Read the latest edition of the First News newspaper [here](#) - you will find lots of interesting articles and reports on a range of interesting topics. *Your parents will need to sign up to the free subscription first.*



**Wellbeing**  
 Remember it is importance to take care of yourself and your mental health.  
 Asking both sides of the brain to work together can help you to feel calm. Use these exercises when you need a brain break.

- Pass a beanbag/bottle from your left hand to right hand, keep the receiving hand fixed in place so the giving hand has to pass the midline.
- Use your right hand to draw a lazy 8 (an 8 on it’s side) in the air in front of you so that your hand crosses the midline. Repeat with your left hand.



It is also National hugging day 21<sup>st</sup> January so give someone in your family a hug.