



| | |
|------------------------------|---------------------------------|
| Year Group: Reception | WEEK BEGINNING: 1/3/2021 |
|------------------------------|---------------------------------|

This is an overview of the main areas of learning in Year Reception for this week which will link to the learning going on in school. Please send pictures of your child's work to their teacher via Evidence Me.

Number, shape & measures:

Lesson 1: Number of the week 10. Watch the [‘Ten Green Bottles’](#) episode of Numberblocks. Can you count back from 10 to 0?



Shape of the week: Watch this [song](#) about some of the 3D shapes we have learnt. Try to find some cylinders in your home and tell someone how you know it is a cylinder.

Lesson 2: Make a footprint by drawing around one of your shoes and cutting it out. Can you find items that are longer, shorter or the same size as your footprint?

Lesson 3: Collect a selection of objects such as stationery, pieces of ribbon, cutlery or even make some snakes out of play doh. Can you order these from shortest to longest?

Lesson 4: Investigate a ruler or a tape measure. See if you can measure the length of items in your home or out in your garden.

Lesson 5: Collect some items that you could push such as toy vehicles, a toy pushchair or a scooter. Make a starting line and see how far these items will go with one push. Try to use the language of further, nearer and closer when you explain what you notice.



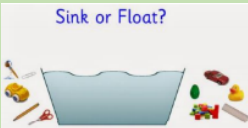
The World/topic Irresistible Learning Topic: Noah's Ark

Activity 1: Listen to the story [Noah's Ark](#). Can you draw some pictures to help you remember the story? What animals went on the ark?

Activity 2: Listen and sing along to the song [‘The animals went in two by two’](#). You could make your own puppet animals to sing along with.

Activity 3: Use some objects from around your house and see if they float or sink? What material would be best to build a boat with? Watch this video [here](#) to find out more.

Activity 4: Paint a picture of Noah's Ark and the animals. If you don't have paint you might use crayons, chalk or even some of your toys to show the story. ***This week our display of the children's work will focus on Topic, please send in pictures of their work via Evidence Me.***

Communication, language & literacy:

Word of the week: Ark

Phonics:

Lesson 1 [Learn the /ow/ sound](#)

Lesson 2 [Learn the /oi/ sound](#)

Lesson 3 [Learn the /ear/ sound](#)

Lesson 4 Watch [these](#) videos for the /ow/ /oi/ and /ear/ sounds (you will need to scroll down the page to find them). Join in reading the sentences.

Lesson 5 Login in to [Espresso](#) and search **‘Polly Phonics’** click on the activities and play some of the games using the phase 3 sounds we have learnt.




Tricky words- On [Phonics play](#), play the game ‘Tricky word trucks’ to practise your recall of the tricky words we have learnt. (You will need to login in to play and can use the free username and password on the home screen.)

Reading: Read some of your books on [Bug Club](#).

Who were the characters in the book? Can you retell the story in your own words?


Writing: Make a register of all the animals that went on the ark. Can you write a sentence about the story? You might re-tell the story using pictures to help.

Kinetic Letters- Practise the letters /a/ and /q/ from the abracadabra family. (See Evidence Me for support)

Wellbeing: World Book Day

This week we are celebrating World Book Day on Thursday 4th March. Join in with one of the special live story events on Wednesday 3rd, Thursday 4th or Friday 5th. Have a look at the [website](#) for more information about the authors involved and the topics they will be discussing. Check out the new [£1 book collection](#) from some of your favourite authors. There are lots of [resources](#) for you to explore including things to make, activity packs and even dressing up ideas. You could also have a look at The Author and Illustrator Academy [master classes](#), get inspired to write and illustrate your own stories. Most of all have fun reading and sharing stories – you might enjoy listening to these [free audio stories](#). To celebrate World Book Day, you might want to create a hat to represent your favourite character, story or book.



*Espresso Login- Student30261 Password- penguin



Gig Mill Primary School

Together we care, together we succeed

*Espresso Login- Student30261 Password- penguin