





Year Group: Nursery	WEEK BEGINNING: 22/2/2021
---------------------	---------------------------

This is an overview of the main areas of learning in Nursery for this week which will



link to the learning going on in school. Please use these as the main activities for remote learning if your child is unable to attend school during this week.

Please send us any photos of the activities you do through "Evidence Me"


**Number, shape & measures:**  
**Number of the Week: 7** [Watch: Numberblocks: 7](#)  
 Can you make 7 with your fingers? Can you find 7 of different objects in your house? You could find 7 pencils, 7 toys, 7 books etc. Can you write the number 7?  
**Make 7:**  
 Using the items you have found around your house, 7 pencils, 7 toys etc. How many different ways can you make **7**? Take some photos and send them to us on Evidence Me.  
**Shape of the Week: triangle** [Watch: Timmy Shapes Up](#)  
 How many sides does a triangle have? Can you count them? Can you any triangles in your house?  
***This week our display of the children's work will focus on Maths, please send in pictures of their work via Evidence Me.***

**Irresistible Learning Topic: Over the Rainbow: Weather: Rain/Water**  
**Colour- blue** [Watch: The Little Raindrop](#)  
**Activity 1** Make a rainy or cloudy picture. [Find some ideas here](#) [Find some ideas here](#)  
**Activity 2** Make a rainbow rain cloud [Click here](#)  
**Activity 3** Make a rain gauge to catch the rain and measure it [Click here for ideas](#)  
**Activity 4** Water play: Have fun at bath time with water, bubbles, bottles, cups etc. You could also listen to the Christian story of 'Noah's Ark' from the Bible on [Espresso](#). Search 'Noah's Ark' and then click on the first option 'Noah's Ark', which is a photo book. Why did Noah have to get all the animals into the ark? What did he see at the end of the flood?

**Communication, language & literacy**  
**Word of the Week:** Blue  
**Reading** We are sharing the story of [Kipper: Splosh](#) this week. Listen to the story together. What did Kipper do? Who did he meet? Can you remember and say any of the words used in the story?  
**Phonics Session 1 Rhythm and Rhyme-** Listen to this nursery rhyme [Incy wincy spider](#) see if you can join in. There are some words in it that rhyme spout/out, rain/again. They have the same end sound and sound very similar. Can you hear any rhyming words in this rhyme? [1, 2, 3, 4, 5, Once I caught a fish alive](#) [five/alive, ten/again, go/so, bite/right]  
**Session 2** This week we are learning the sound 'c and k' Listen to this song [Jolly phonic song ck](#) see if you can do the actions and say the sound. These two letters make the same sound but look different. Can you think of anything that begins with 'c'? [cat, cup, cot] and 'k' [kite, key, kangaroo] Have a look for some objects around your house that begin with 'c' and 'k'. Your adult can tell you which c/k sound it is. You can also watch this video on [Espresso](#), then **Foundation-Literacy-Phonics-Scrap Phonics**.  
**Writing/Mark Making:** Make a rainbow sensory writing tray. [Click here for ideas](#)



**Wellbeing Get Active**  
 Whilst you are working at home it is important to stay active. Here are some activities you can do to help you do this:  
[Oti's Boogie Beebies - Sea Creatures](#)  
[Cosmic Kids Underwater Party](#)  
[Joe Wicks Early Years 5 minute workout](#)  
 You could also try doing 7 jumps, 7 hops, 7 star jumps and 7 seconds of jogging on the spot to fit in with our number of the week.  
 Go for a walk and see if you can find anything that is blue or begins with 'c/k'.

\*Espresso Login- Student30261 Password- penguin