









Year Group: Nursery	WEEK BEGINNING: 15/3/2021
----------------------------	----------------------------------

This is an overview of the main areas of learning in Nursery for this week which will link to the learning going on in school. Please use these as the main activities for remote learning if your child is unable to attend school during this week.

Please send us any photos of the activities you do through "Evidence Me"

<p>Number, shape & measures:</p> <p>Number of the Week: 10</p> <p>Watch: Numberblocks: 10</p> <p>Can you make 10 with your fingers? Can you find 10 different objects in your house? You could find 10 pencils, 10 toys, 10 books etc. Can you write the number 10?</p> <p>Make 10:</p> <p>Using the items, you have found around your house, 10 pencils, 10 toys etc. How many ways can you make 10? Take some photos and send them to us on Evidence Me.</p> <p>Shape of the Week: oval.</p> <p>Cut out 5 circles, write the numbers 1-5 on them. Cut out some ovals. Use your ovals to put petals on your flower. Can you put the correct number of petals on each flower?</p>   	<p>Communication, language & literacy</p> <p>Word of the Week: Yellow</p> <p>Reading We are reading the story of Chicken Licken this week. What did Chicken Licken think had fallen on his head? What did he think was happening? Did you hear any rhyming words in the story?</p>  <p>Phonics Rhythm and Rhyme- CBeebies Nursery Rhymes Can you choose some of these rhymes to sing along with? What rhyming words can you hear? Which one was your favourite?</p> <p>Writing</p> <p>See if you can draw a picture to go with your favourite Nursery rhyme. Tell your adult what you have drawn a picture of.</p>
<p>Irresistible Learning Topic: Over the Rainbow: Spring/Chicks</p> <p>Colour – YELLOW</p> <p>Log onto Espresso Foundation-Understanding of the World- New Life for help with all the activities below:</p> <p>Activity 1 Videos: Watch the video "Baby animals" Talk about baby animals to your adult. Do you know all the names for the baby animals? What is a baby horse called? Get your adult to test you.</p> <p>Activity 2 Activities: Play "Animal Snap-Whose my Baby" How good are you at the game? Have some fun!</p> <p>Activity 3 Images: "Baby chick or Duckling" Look at the pictures. Can you use some good describing words for them? Can you make a picture of a chick? Use whatever materials you want or have available. We would love to see them on Evidence me.</p> <p>Activity 4 Sound Gallery: Chicks: Listen to the chicks. Can you make a sound like a chick? Can you move like a chick? Can you peck like a chick? Use your body to do some "chick moves"</p> 	<p>Wellbeing- Being happy Comic Relief Friday 19th March: Spread a Smile</p> <p>On Friday 19th March it is Red Nose Day (you can find more information on the Comic Relief website click here). On Saturday 20th March it is International Happiness Day. Here are some ideas you can do at home linked to these special days:</p> <ul style="list-style-type: none"> ➤ Find some jokes – which one makes people in your family laugh the most? Share it with your teacher using Evidence Me or complete the 'Share a smile' activity on the Comic Relief website (click here) – scroll down to download the poster. ➤ Visit the Newsround website (click here) - scroll down and watch the video to find out what makes some children happy. ➤ Watch the 'Small Smurfs Big Goals' video linked to International Happiness Day (click here). <p>You might also want to have a look at the Mindful March activity calendar (click here)</p> 

*Espresso Login- Student30261 Password- penguin