
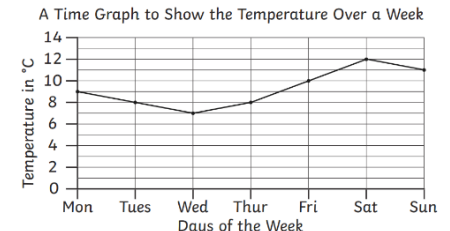





Remote learning



Year Group: 4	WEEK BEGINNING: 01.03.21
---------------	--------------------------

This is an overview of the main areas of learning in Year 4 for this week which will link to the learning going on in school. Please use these as the main activities for remote learning if your child is unable to attend school during this week.

<h3>Maths</h3> <p>Daily lessons (Oak Academy): LESSON 1 – Read and interpret time graphs LESSON 2 – Comparing time graphs LESSON 3 – Interpret time graphs LESSON 4 – Construct a time graph LESSON 5 – Consolidation lesson: Time graph</p> <p>White Rose: Please use the videos below to support learning, if required. Additional worksheets to link to these are available on Purple Mash Line graphs 1 Line graphs 2</p> <p>Challenges: Measure the temperature outside during different points of the day and compare these to the temperatures in Cairo, Egypt for the same times. Click here for the BBC Weather in Cairo. Draw your own line graph to show the differences in temperature in the two places. **Additional Maths** There is a 2Do set on Purple Mash linked to the statistic work done over the last two weeks.</p> <p>Mental Fluency: Use hit the button to practise your number bonds and TTRS to practise your times tables.</p>  <p>Write five questions about this temperature time graph for a friend to answer:</p>  <table border="1"><caption>A Time Graph to Show the Temperature Over a Week</caption><thead><tr><th>Days of the Week</th><th>Temperature in °C</th></tr></thead><tbody><tr><td>Mon</td><td>9</td></tr><tr><td>Tues</td><td>8</td></tr><tr><td>Wed</td><td>7</td></tr><tr><td>Thur</td><td>8</td></tr><tr><td>Fri</td><td>10</td></tr><tr><td>Sat</td><td>11</td></tr><tr><td>Sun</td><td>10</td></tr></tbody></table>	Days of the Week	Temperature in °C	Mon	9	Tues	8	Wed	7	Thur	8	Fri	10	Sat	11	Sun	10	<h3>English</h3> <p>Oak Academy: Chocolate Making - Explanation writing. (Complete lessons 1- 5)</p> <p>Writing Challenge: Firstly, design your own chocolate bar. Then, use vocabulary associated with this delicious food to convince someone to buy your chocolate bar. Think about how your chocolate bar appeals to the senses and try to use words such as mouth-watering, succulent and irresistible. Please share this work to the 'Year 4 Chocolate Bars' Display Board (there is a template set as a 2do for you to use if you wish.)</p> <p>SPaG: Click here to learn about subordinating conjunctions. Conjunctions are joining words that link together parts of a sentence. Watch the video, read the text and complete the activities.</p> <p>Spelling: This week, we are learning to spell words with the /k/ sound spelt ch. Log into Purple Mash through RM Unify and complete the spelling 2dos.</p> <p>Reading: Read Chapter 4 of 'Beth on the Nile' (set as a 2do) and complete the 'Chapter 4: Multiple choice 2do' answering the questions: <i>Which hieroglyph represented the word never in Uncle Aye's message? How did the children escape from the tomb? What were the children faced with when they emerged from the tomb? Why did the captain of the camel army threaten the children with crocodiles?</i></p>  <p>Take time out to enjoy reading some of your favourite stories, comics, poems or non-fiction books and celebrate the love of reading. To celebrate World Book Day, you might want to create a hat to represent your favourite character, story or book.</p>
Days of the Week	Temperature in °C																
Mon	9																
Tues	8																
Wed	7																
Thur	8																
Fri	10																
Sat	11																
Sun	10																
<h3>Irresistible Learning: (Pharaohs and Pyramids)</h3> <p>History: Why did the Egyptians build pyramids? When we think of Egypt, one of the first things we think of is the pyramids but why did the Egyptians build them? Click here to learn more about the pyramids and their importance.</p> <p>Task 1: Visit Purple Mash and complete the 'Pyramids – Chose activity' 2do.</p> <p>Task 2: Make your own pyramid. You can draw your own or create a 3-D pyramid out of paper. You might want to be really creative and use something like sugar cubes or straws to create a stable pyramid structure. Click here for a template to help you make one.</p> <p>Science: What is the purpose of each part of the digestive system? Last week you learnt all about the digestive system and labelled the parts. Click here to remind yourself about our digestive system.</p> <p>Task: Describe the function of each of the major parts of the digestive system: the liver, large intestine, stomach, small intestine, mouth and oesophagus. There is a template on Purple Mash to help set your work out as well as an answer sheet for when you've finished.</p>  	<h3>Wellbeing – World Book Day</h3> <p>This week we are celebrating World Book Day on Thursday 4th March. Join in with one of the special live story events on Wednesday 3rd, Thursday 4th or Friday 5th. Have a look at the website for more information about the authors involved and the topics they will be discussing. Check out the new £1 book collection from some of your favourite authors. There are lots of resources for you to explore including things to make, activity packs and even dressing up ideas. You could also have a look at The Author and Illustrator Academy master classes and get inspired to write and illustrate your own stories. Most of all, have fun reading and sharing stories - you might enjoy listening to these free audio stories.</p> <p>French - learning items of food. Click here to watch a video about shopping for pizzas in France! Copy and learn the following words from the video: des petits pois = some peas des tomates = some tomatoes des oeufs = some eggs du jambon = some ham du chocolat = some chocolate des bonbons = some sweets Can you recognise any other French words?</p> 