





This is an overview of the main areas of learning in Year 3 for this week which will link to the learning going on in school. Please use these as the main activities for remote learning if your child is unable to attend school during this week.

<b>Year Group: Year 3</b>	<b>WEEK BEGINNING: 08.02.21</b>
---------------------------	---------------------------------




Maths  
**This week we will be looking at length and perimeter on Oak Academy.**  
**Lesson 1:** [Measuring lengths to the nearest cm or mm](#)  
**Lesson 2:** [Measuring length and drawing lines of a given length in mixed units](#)  
**Lesson 3:** [Making Appropriate Estimates of Length by Comparing](#)  
**Lesson 4:** [Length and Measurement Application](#)  
**Lesson 5:** [To calculate perimeters of 2D shapes in cm and mm](#)  
[Lesson 1](#), [lesson 2](#) and [lesson 3](#) from White Rose, could also be used alongside Oak Academy. The worksheets are set as a 2Do along with the answers.

<p><b>Challenge:</b>                  If you have a ruler at home have a go at measuring some everyday objects. You could find 5 objects to measure and then order them by their length. You could also have a try at drawing some different shapes using precise measurements. Can you draw a rectangle with a length of 6 cm and a height of 3 cm? How about a square if each side has a length of 7cm?</p>	<p><b>Fluency:</b> Keep practising your multiplication and division facts. Use <a href="#">hit the button</a> to help you. Remember you could also log on to <a href="#">TT Rock Stars</a> and work on your times table facts.</p> 
---	--


English  
**Oak Academy:** [This week we will complete the unit on persuasive writing linked to 'The Day the Crayons Quit'](#) (lessons 11-15) Complete a new lesson every day. Continue from where you were last week.  
**Challenge:** Following on from lesson 15-What is your favourite book ever? Try writing some persuasive phrases to convince your teachers to read it too e.g. fabulously entertaining, ridiculously funny or absolutely terrifying. Maybe try creating an advertising poster.  
**Phonics/ SPaG:** Our spelling pattern is the prefix *in* you could also work on some [common exception words](#). Can an adult test you later in the week? There is also a 2Do  
**Reading:** [Have some fun logging on to Bug Club and see what books you have been given to read](#). You could also have a read of [Hotel Flamingo: Life in Lockdown](#), it is a free to download chapter book that follows the residents of Hotel Flamingo coping with the 2020 lockdowns in their own hilarious ways.  
**Reading Challenge:**  
 Check your 2Dos and read chapter 4 of 'The Settlers' then answers the multiple-choice questions. This task can also be found in Purple Mash-topic-Stone age-settlers. Try to read for a least twenty minutes a day, remember to have fun when you read and keep in touch with us about some of the great things you have been reading.




**Irresistible Learning:**  
**History:** This week we are learning about how people lived in the Iron Age [watch this video](#) to find out more. Then take a look at [BBC Bitesize](#) and complete the 2Do by creating a leaflet showing what you've learnt or make your own leaflet using paper. You could share your 2Do and add it onto our year three display board. Think back about the different periods we have looked at this half term, which period would you rather live in? Can you explain your reasons why? You could make a mind map showing what you have learned about in our topic so far.  
**Science:** This week we will be learning about muscles. Take a look at [BBC Bitesize](#) then have a go at the muscle 2do task in Purple Mash. **Art:** Have a look at the PowerPoint on Purple Mash about Celtic Iron Age Art. Then have a go at sketching your own objects or use some of the Celtic patterns to make your own designs.

**Wellbeing – Safer Internet Day 09.01.21**  
 This year, while we are spending more time than ever using screens and devices it's so important to know how to stay safe when online.  
 1. Join in with this live lesson on Safer Internet Day with BBC Teach [here](#) on the morning of the 9<sup>th</sup> February.  
 2. Watch the cartoon [here](#) and make notes on the SMART rules. Make a poster showing you have understood what each of the letters stands for.  
 3. Complete the 2dos we have selected for you to complete on this theme, you could also share your completed 2Do poster on our year three display board.



  
**French:** [Watch this video](#) several times. Jot down the following numbers in French when you see them (pause the video if you need to).  
 1. **3** 2. **5** 3. **7** 4. **8** 5. **11** 6. **13** 7. **15** 8. **16** 9. **18** 10. **20**



**Gig Mill Primary School**

---

*Together we care, together we succeed*