

# Remote learning




<b>Year Group: 5</b>	<b>WEEK BEGINNING: 5.7.21</b>
----------------------	-------------------------------

This is an overview of the main areas of learning in Year 5 for this week which will link to the learning going on in school. Please use these as the main activities for remote learning if your child is unable to attend school during this week.

**Maths:**  
**Oak Academy: Percentages**  
**Lesson 1** – Understanding percentages [here](#).  
**Lesson 2** – Percentage as a fraction and a decimal [here](#).  
**Lesson 3** – Understanding percent in the World [here](#).  
**Lesson 4** – Finding percent of a quantity [here](#).  
**Lesson 5** – Finding percent of a quantity: problem solving [here](#).

**Mental fluency:** [TTRockstars](#)  
Play this [daily 10](#) game to improve fluency.






**\*Challenge\***  
**Different ways**  
To calculate 85% of 260 you have worked out:  
50% = 130  
25% = 65  
10% = 26  
5% = 13  
Using this information, calculate 85% of 260 in three different ways.

**\*Additional Maths\***  
There are some **2Dos** set on Purple Mash linked to percentages.  
Play this [game](#) to practise matching fractions, decimals and percentages.

**Irresistible Learning (Topic) – Stars and Stripes**

**Art – Georgia O’Keeffe**  
Find out about this artist [here](#). Have a look at some of her work displayed at the [TATE](#). We are focussing on her flower drawings/paintings. What do you notice about the colour choices used? Does she use lots of colour? How does the artist make the flowers look realistic? How are the paintings similar? Are there any backgrounds in the paintings? Have a go at drawing a flower based on Georgia’s work and using pencil crayons, felts, pastels or paints add colour to your picture.




**Science: Forces**  
Using your knowledge from the last few weeks – think about different [mechanisms](#) and forces affect these. Now it’s your turn to become an inventor! Your task is to design a **machine** that will achieve a given aim. Make sure your machine uses lots of **mechanisms** including **levers, pulleys** and **gears** to achieve its aim (choose one from the picture). Draw your invention and **share it to the Y5 display board**.

Pack a bag.	Tie a pair of shoelaces.
Put toothpaste on a toothbrush.	Turn a light off.
Find a missing pen lid.	Tidy a table.
Collect mail from the letterbox.	Tie a tie.
Make a bed.	Peel an apple.
Set a table.	Write a card.

**English**  
**Oak Academy: [Oliver Twist](#)** – Start at lesson 26 then continue with one lesson per day.


**\*Writing challenge\***  
Take one book - Read Chapter 4 of Danny the Champion of the World (set as a 2Do). Write a diary entry from Danny’s perspective about the things revealed in the chapter e.g. Danny waking up alone in the middle of the night and finding out his dad is a poacher.



**SPaG: Spelling: Homophones and words which are often confused** – wary, weary, who’s, whose, principal, principle, complete, recognise, language, leisure, rhythm, rhyme. Complete the Quiz set as a **2Do**.


**Reading: Poetry** - The Listeners by Walter de la Mare – complete lesson 4 [here](#) to discuss the poet’s choice of language and structure.

**Reading for pleasure** - Log into [Bug Club](#) and read your allocated books and have a go at answering the questions. Read the latest edition of the First News newspaper [here](#) - you will find lots of interesting articles and reports on a range of interesting topics. *Your parents will need to sign up to the [free subscription first](#).*



**Wellbeing – Transition**

Take time this week to look back over your time in **Year 5**. Draw a road like the image below and add in some of your favourite memories from this school year along the road. These could be about your favourite topic, a fun time with your friends and your teacher or a favourite lesson.



Remember to think about the things you are most proud of and the things you have achieved.