

Remote Learning EYFS



Gig Mill Primary School

Together we care, together we succeed

Year Group: Reception


WEEK BEGINNING: 9/5/2022

This is an overview of the main areas of learning in Reception for this week which will link to the learning going on in school. Please use these as the main activities for remote learning if your child is unable to attend school during this week. Please send us any photos of the activities you do through "Evidence Me"

Number, shape & measures:

Number of the week: 13

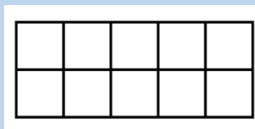
Watch [this video](#) to learn more about the number 13.



Activity:

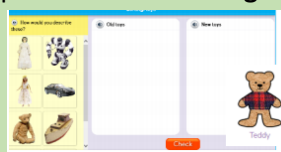
Watch the reading of [Jack the Builder](#) by Stuart J Murphy

Set up around the room pots of small items (up to 30)
Model activity by presenting them with a pile of small items (marbles, cubes, shells, etc). Encourage them to estimate how many first and then arrange the items onto 10 frames to help them see how many full tens and how many ones there were to find the total. Allow children to go around the room to estimate and count the pots of items.



The World/topic Irresistible Learning Topic: Toys- old and new.

Activity 1: Log in to Espresso and search **Old Bear stories**. Explore the foundation module by looking at videos, pictures and books. Also on Espresso search **Sorting toys**. Click on the activity and have a go at sorting new and old toys. Discuss why they think it might be new and old. Think about the materials that the toys are made from.



Activity 2: Have a go at making your very own spinning top! Click [here](#) to find out how you can do this. Did you enjoy playing with your spinning top?

Communication, language & literacy

Word of the Week: Fragile

Phonics

Lesson 1

Lesson 2: Tricky words- they, all, by, my, are, sure, pure

Revisit the tricky words and practise reading them. Can you spot them in other books?

Reading: *Read these sentences. Can you spot the digraphs? (Remember 2 letters, 1 sound)*

My mammoth is as quick as lightning!

We had a visit to see the queen.

You need to put on coats and boots to go in the garden.

Writing:

Here are some words-**vanish, mammoth, visit, coats, cooks, wishes, boxes**


Encourage your child to write these words by using their segmenting fingers to identify how many sounds are in the word. This will then help them to write the sounds they need to build the word.



Wellbeing- Safe relationships

Listen to this song about family and friends [Supermovers Friends and Family](#)

Who would you talk to if you were upset or needed help with something?



*Espresso Login- Student30261 Password- penguin