

Remote-learning



Year Group: 2	WEEK BEGINNING: 19.04.2021
---------------	----------------------------

This is an overview of the main areas of learning in Year 2 for this week which will link to the learning going on in school. Please use these as the main activities for remote-learning if your child is unable to attend school during this week.

Maths



Oak Academy: Addition and subtraction (revisited) – complete one lesson each day (lessons 1-4).

[LESSON 1 - Using number bonds within 20 for addition](#)

[LESSON 2 - Using number bonds to 20 for subtraction](#)

[LESSON 3 - Adding and subtracting ones from a 2 digit number](#)

[LESSON 4 - Adding and subtracting multiples of 10](#)

Mental fluency:	Use this game to practise your mental maths . Click on play game > Level 1 > Addition > choose one of the options (e.g. Bonds to Make 20). You will need to jot your answers down on a piece of paper. Remember you can also log on to TT Rock Stars to practise your times tables.	
Challenge:	 <p>What are all the addition and subtraction facts you could write for this bar model? E.g., $20 = 15 + 5$ and $20 - 5 = 15$.</p>	

Irresistible Learning: Journeys into the Unknown

Are you ready for to go on an exciting journey? This week we are starting our new topic: **Journeys into the Unknown**. Look at these pictures and see if you can work out what we might be learning about this term.



Activity 1 (linked to new topic): A title page has been uploaded as a 2Do, you can complete this and then share it to our **Year 2 Journeys Display Board**. Add on what you already know about journeys and what you would like to find out this term.



Activity 2 (linked to Earth Day): Use this link to look at these fantastic ideas about how to reuse materials that you could try at home ([click here](#)).




You could reuse a plastic bottle and make a hanging planter, or make a picture using some old scraps of paper.



English

Oak Academy: Discussion: Who was right: Ganesh or Kartikeya? (continued from [wb 29.03.21](#)) - complete a new lesson each day (lessons 5-8).

Extra writing challenge: watch the story 'Journey' by Aaron Becker ([click here](#)). If you had a magic red crayon, what would you draw? Describe the journey that you would go on.



Kinetic Letters (handwriting): Now we have gone through all the letter families, practise the following letter pairs from the [jumper family](#): hn, hm, hr, nm, hb, hp and bp.

Phonics/SPaG: This week we are recapping the last of the **phase 5 sounds** – the sounds we are focussing on are the split digraphs **a-e** (cake), **e-e** (Pete), **i-e** (kite) **o-e** (rope) and **u-e** (cube). Write down 3 words for each sound. Complete the spelling activity set as a **2Do** on Purple Mash.

Reading:

- Choose a book to read from home or log on to [Bug Club](#) and explore the books you have been allocated. Where is the story set? Describe the setting of the story using the pictures and the information you are given in the book to help you.
- Read the latest edition of the **First News** newspaper [here](#) - you will find lots of interesting articles and reports on different interesting topics. *Your parents will need to sign up to the **free** subscription first.*



Wellbeing

This week our whole school theme is: **Respect**.

On April 22nd it is World Earth Day and the theme for this year is

Restore Our Earth. It is important that we have respect for each other and the world around us. On World Earth Day we can take time to reflect on the changes that we can make every day to help protect our planet.

Think about ways that you could make a difference:

- Research ways that you could reduce, reuse and recycle.
- Find out about different sources of energy that we use.
- Think of ways that we could use less paper at home and school.
- Find out some information about climate change and the impact it has on Earth.

