

# Remote-learning

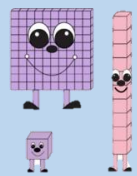


Year Group: Year 1	WEEK BEGINNING: 22/02/21
--------------------	--------------------------

This is an overview of the main areas of learning in Year 1 for this week which will link to the learning going on in school. Please use these as the main activities for remote-learning if your child is unable to attend school during this week.

**Maths**  
This week it is all about place value. First, watch this [video](#) to see how we can count to 50 by making groups of 10. Then complete the following Oak Academy lessons. There are optional worksheets set on PurpleMash for you to complete to help consolidate your understanding of place value within 50.

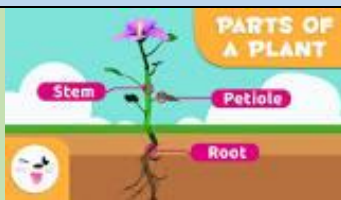
**Oak Academy:**  
**Lesson 1:** [Sequencing numbers to 50](#)  
**Lesson 2:** [Grouping and counting in tens](#)  
**Lesson 3:** [Exploring tens and ones](#)  
**Lesson 4:** [Introducing place value](#)  
**Lesson 5:** [Using place value with numbers to 50](#)



**Challenge:**  
**Task 1:** Have a go at the Sequence Snake 2Do on Purple Mash. Can you guide the snake to the correct number?  
**Task 2:** Use a ball or a rolled-up pair of socks to throw to a partner. See how many times you can do this without dropping the ball. Can you reach 50? Count your score as you go!

**Mental fluency:**  
Have a go at the [caterpillar ordering game](#) – can you order numbers to 20 correctly? Can you challenge yourself with numbers to 100? Practise your Rolling Numbers x2 x5 and x10 - show or teach someone in your house!

**Irresistible Learning – Plants**  
This week are going to be learning all about the parts of a plant. Can you name any of the plant parts already? Is there an exciting fact you know about plants?  
Use this [video](#) to help you learn about the plant parts and their functions, there is even a little quiz underneath the video.




**Task 1:** To support the first part of your learning this week we would like you to complete the 2Do's set on PurpleMash all about labelling the plant parts.  
**Task 2:** For the second part of your learning this week we would like you to get creative and draw a plant of your own, you can use pencils, paint, felt pens or anything else. After you have drawn your plant can you then correctly label all the plant parts? As a challenge can you write the function for each part e.g. the roots keep the plant in the ground. Recreate your picture as a 2Do and upload to our display board.



**Additional task:** As an additional task this week, why not try to plant your very own seed and watch it grow. You don't even need a garden!

**English – Oak Academy**  
Continuing with your work on Awongalema from before half term – [Lessons 6-10](#)




**\*\*Additional Writing\*\* - The Enormous Turnip**  
**Task 1:** Watch the story of [The Enormous Turnip](#). Draw two characters from the story and write 2 adjectives to describe each character.  
**Task 2:** Write a sentence/s to describe what happens at the beginning of the story (remember to use CL, full stops and finger spaces).  
**Task 3:** Write a sentence/s to describe what happens in middle of the story (remember to use CL, full stops and finger spaces).  
**Task 4:** Write a sentence/s to describe what happens at the end of the story (remember to use CL, full stops and finger spaces).


**Kinetic Letters** – watch this [video](#) to remind you of the pencil grip. This week we are concentrating on the Window Cleaner Family – watch this [video](#) to practise the formation of the Window Cleaner Family.

**Phonics:**  
Recap your phase 3 sounds by watching this [video](#).  
This week we are learning two new sounds. Click on the links to learn our new sounds [au](#) and [ey](#). Can you spot either of these sounds on packaging /labels around your home?  
Practise some of your tricky words by singing this [song](#). Our tricky words for this week: **oh** and **Mrs**. Can you put our tricky words into sentences?

**Reading:**  
Read a book from [bug club](#) or one of your story books at home – what was your favourite part of the book and why?



**Wellbeing – Get Active**  
Whilst you are working at home it is important to stay active. Here are some ideas about how you can 'Get Active'.  
You might even have a go at 'being active' between your activities by taking part in some Cosmic Kids. Here is one called [Go on a Safari Adventure!](#)  
[Join in with Oti](#) and learn how to move like jungle animals!  
We would love to see the ways you are keeping active so don't forget to send us pictures via 2Email on PurpleMash.





**Gig Mill Primary School**

---

*Together we care, together we succeed*